







# Garden Map and Highlights in Shinjuku Gyoen

The present site of Shinjuku Gyoen was originally one part of Edo residence of the Lord Naito, the vassal of Ieyasu Tokugawa. In the Meiji era it became an agricultural experiment station, and then in 1906 it was made into an imperial garden. After the war in 1949 it was opened to the public as a national garden. The garden contains three styles, English Landscape Garden, French Formal Garden, and Japanese Traditional Garden, and is considered to be one of the most important modern western style gardens in the Meiji era.



# Highlights through the Seasons

Season	Winter [Jan.-Feb.]	Spring [Mar.-Apr.]	Early Summer [May-Jun.]	Summer [Jul.-Aug.]	Autumn [Sep.-Oct.]	Early Winter [Nov.-Dec.]
Plant						
	○ Camellia Hiemalis Camellia	○ Camellia				○ Sasanqua Camellia Hiemalis Camellia
Sasanqua, which is native to Japan, spread from "Nagasaki" to Europe in Edo era. Camellia, which is native to Japan and China, was created a lot of different variety. In Shinjuku Gyoen, we have about 40 different varieties.						
<b>Japanese Camellia</b> /Outer Periphery and Japanese Traditional Garden						
		○				
About 65 different varieties of cherry blossom, of over 1,100 trees race to put forth their blossoms. Various types of "Satozakura", such as "Ichiyo", "Fugenzo" and "Kanzan", are particularly worth seeing.						
<b>Cherry Tree</b> /Various Places in the Garden						
			○		○	
Over 100 different kinds of rose include Hall of Fame varieties are planted at Rose Beds in French Formal Garden. In spring season, the flower of roses are big and a lot. In autumn season, the flower of roses are small but have deeper color and aromatic.						
<b>Rose</b> /Rose Beds						
			○			
Hydrangea, which is shining in the rainy season, was created a lot of cultivar from way back. A lot of lacecap hydrangea and western hydrangea are planted in Shinjuku Gyoen.						
<b>Hydrangea</b> /Outer Periphery						
						○
Chrysanthemum Exhibition (Nov.1st-15th) : Chrysanthemums cultivated with the Imperial traditional techniques go on display. Chrysanthemum beds show different varieties of flower in the unique method of display under the hut called "Uwaya".						
<b>Chrysanthemum</b> /Japanese Traditional Garden						
						○
As the leaves on tulip tree, sycamore, ginkgo tree and maples begin to change colors, the entire garden transforms from a sea of green into a riot of autumn colors.						
<b>Autumn colors</b> /Various places in the Garden						

## Shinjuku Gyoen Service Center

11 Naito-machi, Shinjuku-ku, Tokyo, 160-0014

<http://fng.or.jp/shinjuku/> <http://www.env.go.jp/garden/shinjukugyoen/>

Published: Shinjuku Gyoen National Garden Management Office, Ministry of the Environment, Japan

## Visiting Information

### ● Opening Hours

9:00AM-4:30PM (Last Entry 4:00PM)  
The Greenhouse 9:30AM-4:00PM (Last Entry 3:30PM)  
Information Center 9:00AM-4:30PM  
Promenade 9:00AM-4:30PM

### ● Special Open Days

Open throughout the following period  
Spring: March 25th to April 24th  
Autumn: November 1st to 15th

### ● Admission Fee

Adult ¥200 (¥150)\*  
Elementary and junior high school student ¥50 (¥25)\*  
\*Group discount applies to a party of 30persons or more. Please refer to the discount prices in the brackets.

### ● Re-entry

Please get the re-entry ticket for one-time use at the ticket counter when leaving.  
Re-entry ticket is valid for the day of issue only.

### ● Wheelchair

Free rental wheelchairs are available at all entrances and at the Service Center.

### ● Coin Locker

Small ¥300 Large ¥500

### ● Closed Days

Mondays (If a Monday is a public holiday, then closed the following weekday.)  
Closed the weekday after in case of consecutive holidays.  
December 29 to January 3

### ● Annual Pass

Adult ¥2,000  
High school student ¥1,000  
Elementary and junior high school student ¥500

## Important Reminder

To ensure an enjoyable time for all visitors, we ask you to refrain from the followings:



Using toys, sports equipment and the like, such as badminton, soccer ball, and Frisbee.



Bringing and drinking alcoholic beverage



Smoking other than in smoking areas



Taking out, or bringing in any plants or animals and feeding animals



Playing musical instruments



Entering with animal  
Assistance dogs are allowed to enter with visitor, such as guide-dog, service dog and hearing assistance dog.



Entering with bike and tricycle



<Prohibited>Commercial photography  
<Permission Required>Photographing using a reflector board(bigger than 32 cm), or model



Bringing in table, chair, or tent, and use of products that cause fire or smoke

We appreciate your cooperation in making use of the garden in a respectful manner and hope you have a good time.