



# Summer

## Shinjuku Gyoen National Garden Garden Map and Highlights



















### Seasonal Flowers

The Information Center provides the latest information on seasonal plants.



	
1 oleander	2 Shrub coral tree
Jul. Aug. Sep.	Jul. Aug. Sep.
	
3 Glossy abelia	4 Shrubby althaea
Jul. Aug. Sep.	Jul. Aug. Sep.
	
5 Agapanthus	6 Crape myrtle
Jul. Aug. Sep.	Jul. Aug. Sep.
	
7 Tiger lily	8 Peegee hydrangea
Jul. Aug. Sep.	Jul. Aug. Sep.
	
9 Aeginetia indica	10 Paper mulberry (fruits)
Jul. Aug. Sep.	Jul. Aug. Sep.


This is the average data of previous years. It is subject to change depending on the weather.


	Service Center		Kiosk		Restroom
	Information Board		Vending Machine		Wheelchair Accessible
	Ticket Counter		Free Wi-Fi		Diaper Changing Table
	Coin Locker		Public Telephone		Ostomate
	Restaurant		Baby Care Room		AED (defibrillator)
	Café		Free Rest Area		Bottle Filling Station


**Seasonal Flower Calendar**


Jul. Aug. Sep.


Full Bloom No Flowers

 Seasonal Flowering Plants

 Seasonal Flowering Trees

 Restricted Area

 Gravel Path, etc.

 Giant Tree

**Location Number**

Location numbers are attached to the guide signboards. You can check your current position.

Area: 58.3ha  
Perimeter: 3.5 km

