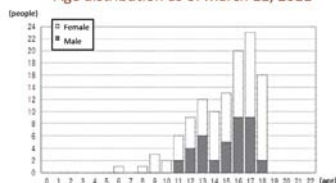


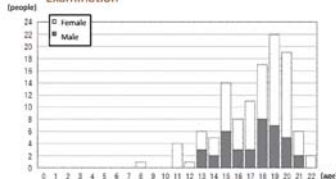
- Age distribution of examinees whose tumors were diagnosed as malignant or suspicious for malignancy as a result of fine-needle aspiration cytology

Results of the Preliminary Baseline Survey (116 examinees)

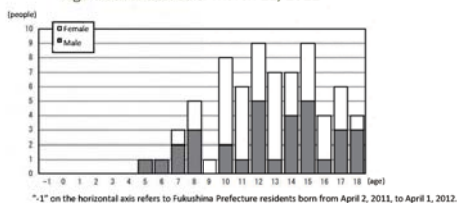
Age distribution as of March 11, 2011



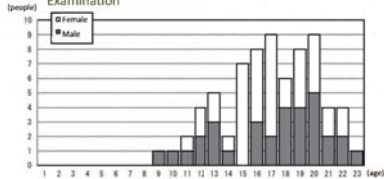
Age distribution as of the time of the Confirmatory Examination


Results of the Full-scale Survey (second-round survey) (71 examinees)

Age distribution as of March 11, 2011



Age distribution as of the time of the Confirmatory Examination



Prepared based on the Materials for the 27th and 31st Prefectural Oversight Committee Meetings for Fukushima Health Management Survey

These graphs show the age distributions of examinees whose thyroid lesions were diagnosed as malignant or suspicious for malignancy by fine-needle aspiration cytology in the Preliminary Baseline Survey and the Full-scale Survey (second-round survey): they are shown by the age as of March 11, 2011 (top) and at the time of the Confirmatory Examination (bottom). The results of the Preliminary Baseline Survey and the Full-scale Survey (second-round survey) do not show the situation where thyroid cancer is found more frequently among young children (aged zero to 5), who are considered to have higher sensitivity to radiation, than among people in the other age groups.

Included in this reference material on March 31, 2014

Updated on March 31, 2021