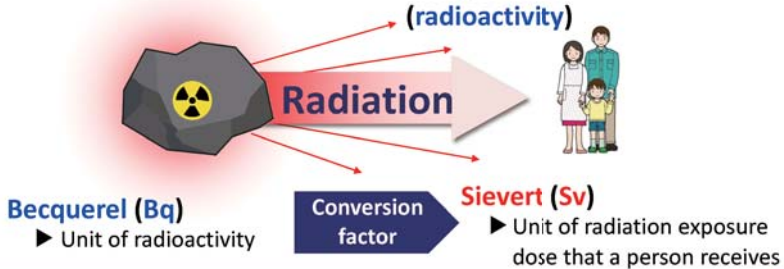


- Lightbulb = Has the ability to emit light



- **Radioactive materials = Have the ability to emit radiation (radioactivity)**



*Sievert is associated with radiation effects.

Radiation, radioactivity and radioactive materials are outlined below.

A light bulb, an object familiar to everyone, has the ability to emit light. Light bulb brightness is expressed in the unit of "Lumens" or "Watts." People receive the light and feel the brightness. The unit in this case is "Lux."

The units related to radiation, such as becquerel and sievert, which we often hear about lately, also have a similar relation to the above. For example, when a rock emits radiation, this rock is called a "radioactive material" (p.3 of Vol. 1, "Units of Radiation and Radioactivity").

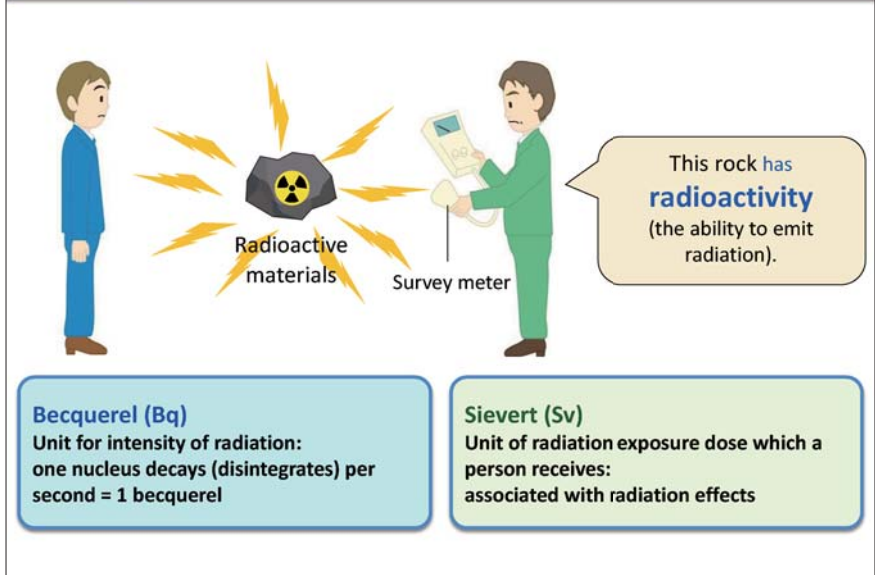
Radioactive materials emit radiation, and this ability is called "radioactivity." In this case, it is expressed as "This rock has radioactivity" or "This rock emits radiation." This ability of emitting radiation is expressed in the unit of "Becquerel (Bq)."

"Sievert (Sv)" is used as the unit of the radiation exposure dose necessary to know the effect of radiation to which a person is exposed. There is a special conversion factor to calculate "Sv" from "Bq."

Higher radioactivity (value expressed in becquerels) means that the relevant radioactive material emits more radiation, but radiation exposure dose (value expressed in sieverts) varies depending on the distance between the radioactive material and the person exposed thereto. The intensity of radiation rises when the person is closer to the thing emitting radiation, and the intensity weakens as the distance becomes larger. This is the same as a bright light bulb appearing dim at a distance.

Included in this reference material on March 31, 2013

Updated on February 28, 2018



Humans cannot sense radiation with their five senses because radiation is invisible and odorless. However, it has a feature that makes measuring easy.

"Becquerel" and "Sievert," which we have often heard about and seen recently, are units related to radiation. For example, radiation in soil or food can be measured using a special measuring device to find how much radioactive materials are contained in them. The becquerel is a unit to express the intensity of such radiation. The sievert is a unit to express the effect on the human body (for details, refer to Vol. 1, "2.3 Units of Radiation").

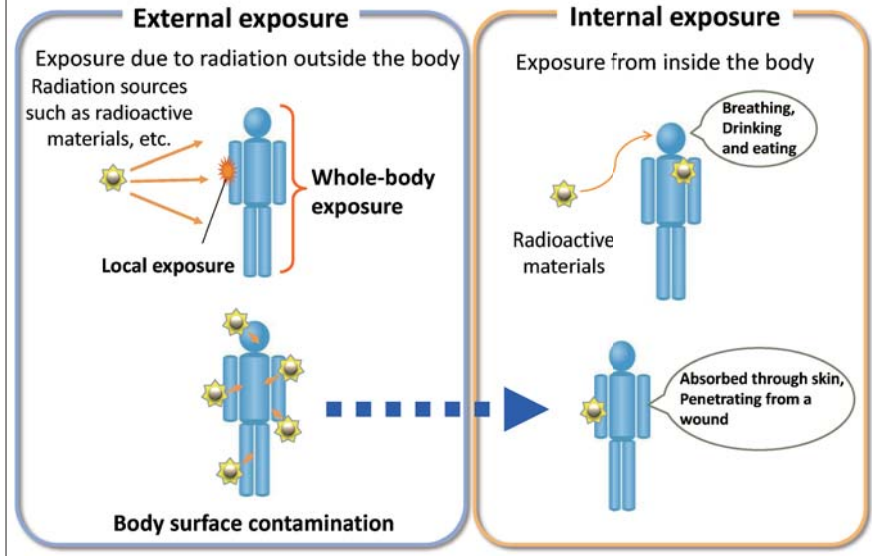
Places where a large amount of radioactive materials exist can be identified with a handheld survey meter. Additionally, the intensity and types of radiation emitted from radioactive materials, as well as personal exposure doses, can be checked with various types of survey meters (for details, refer to Vol. 1, "2.4 Dose Measurement and Calculation").

Furthermore, based on the results of various investigative studies, radiation doses due to the effect of the accident and natural radiation doses, as well as the total thereof, can be obtained separately.

Means for radiation management and radiation protection are devised taking advantage of this feature of radiation, i.e., the easiness of measurement.

Included in this reference material on March 31, 2013

Updated on March 31, 2019



To receive radiation from radioactive materials is called radiation exposure. On the other hand, radioactive contamination means that matter, including people and places, is contaminated with radioactive materials. In other words, radioactive contamination suggests that some radioactive materials exist in places where radioactive materials do not usually exist.

To receive radiation from radioactive materials outside the body is called external exposure.

If a person breathes in radioactive materials in the air or takes contaminated food or drink into their body, he/she will be exposed to radiation from inside their body. In addition, radioactive materials can also enter the body from wounds. Receiving radiation in this way is called internal exposure.

For internal and external exposures, the relevant radiation types (α (alpha)-particles, β (beta)-particles and γ (gamma)-rays) (for details, refer to Vol. 1, "1.3 Radiation") and radioactive materials (radionuclides) are different, because the ability to pass through the air or the body differs by radiation type.

In addition, the state in which radioactive materials adhere to the surface of the human body is called body surface contamination. If radioactive materials that adhere to the surface of the human body enter inside through the nose, mouth or wounds, internal contamination arises and this may cause internal exposure.

(Related to p.2 of Vol. 1, "Difference between Radiation and Radioactive Materials," p.23 of Vol. 1, "Internal and External Exposure")

Included in this reference material on March 31, 2013

Updated on March 31, 2019