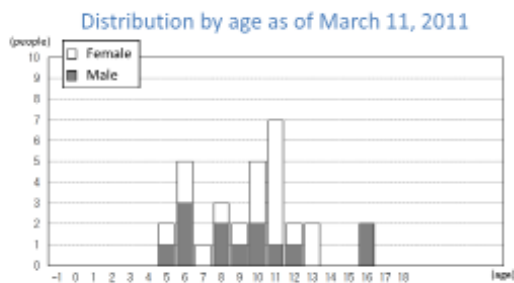
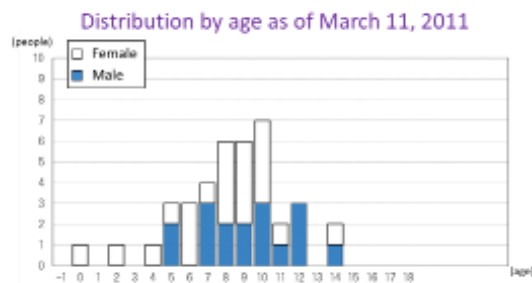


● Age distribution of participants whose tumors were diagnosed as malignant or suspicious for malignancy as a result of fine-needle aspiration cytology

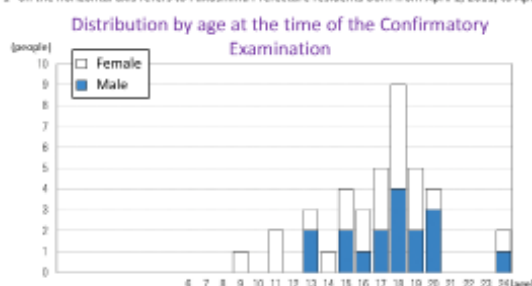
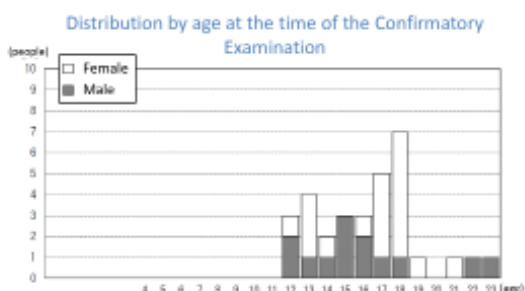
Results of the Full-scale Survey
(third-round survey) (31 participants)



Results of the Full-scale Survey
(fourth-round survey) (39 participants)



-3 on the horizontal axis refers to Fukushima Prefecture residents born from April 2, 2011, to April 1, 2012.



Prepared based on the material for the 42nd and 46th Prefectural Oversight Committee Meeting for Fukushima Health Management Survey

These graphs show the age distribution, as of March 11, 2011, of participants who subsequently had thyroid lesions diagnosed as malignant or suspicious for malignancy by fine-needle aspiration cytology in the second and third Full-scale Surveys (third- and fourth-round surveys), and their ages at the time of the Confirmatory Examination. The distribution by age at the time of the disaster tends to be shifted towards younger ages compared with the results of the Preliminary Baseline Survey and the first Full-scale Survey (second-round survey), but the distribution by age at the time of the Confirmatory Examination was the same as in the case of the Preliminary Baseline Survey and the first Full-scale Survey (second-round survey).

Included in this reference material on March 31, 2021

Updated on March 31, 2023