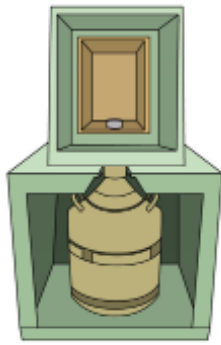
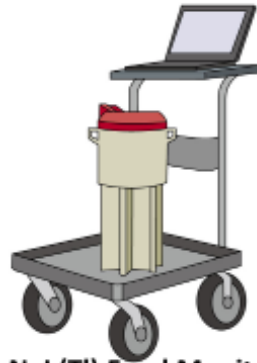


## Various Measuring Instruments



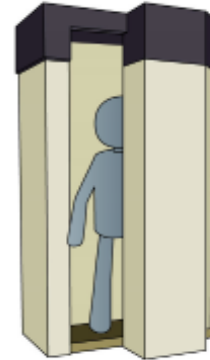
### Ge Semiconductor Detector

Used to measure radioactivity in foods or soil; Effective in measuring low levels of radioactivity concentrations



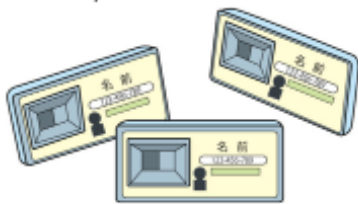
### Nal (TI) Food Monitor

Suitable for efficient radioactivity measurement of foods, etc.




### Whole-body Counter

Assess accumulation of  $\gamma$ -ray nuclides in the body using numerous scintillation counters or the like



### Integrating Personal Dosimeter

Worn on the trunk of the body for 1-3 months to measure cumulative exposure doses during that period



### Electronic Personal Dosimeter

Equipped with a device to display dose rates or cumulative doses during a certain period of time and thus convenient for measuring and managing exposure doses of temporary visitors to radiation handling facilities



While radiation is not visible to the human eye, it is known to cause ionization and excitation (p.45 of Vol. 1, "Principles of Radiation Measurement"), and a variety of measuring instruments using these effects have been invented for different purposes and applications. The measuring instruments shown above all utilize the excitation effect.

To measure radioactivity concentrations in foods and soil, measuring instruments wherein a germanium detector (Ge detector) or a NaI (TI) detector that can measure  $\gamma$ -ray spectra is installed in a lead shield are used. Ge detectors are excellent in  $\gamma$ -ray energy resolution and suitable for determining traces of radioactive materials. NaI (TI) detectors are not as excellent as Ge detectors in terms of energy resolution but are easy to handle and have relatively high detection efficiency, so they are widely used in food inspection.

Also commercially available are whole-body counters that use numerous scintillation counters or Ge detectors worn on the body to assess accumulation of  $\gamma$ -ray nuclides in the body, as well as integrating personal dosimeters and electronic personal dosimeters for managing personal exposure. In particular, after the accident at Tokyo Electric Power Company (TEPCO)'s Fukushima Daiichi NPS, a variety of electronic personal dosimeters have been invented to allow easy monitoring of information on exposure at certain time intervals.

(Related to p.60 of Vol. 1, "Instruments for Measuring Internal Exposure")

Included in this reference material on March 31, 2013

Updated on March 31, 2017