

F0 generation

F1 generation

F0 generation		F1 generation	
Treatment week		Treatment week	
	Quarantine and acclimatization		Selection for F1 parental animals: 24 males and 24 females per dose level
	Assignment for F0 parental animals: 24 males and 24 females per dose level		
1	F0 dosing begins	1	F1 dosing begins
	Pre-mating growth period		Pre-mating growth period
9	Determination of estrous cycles		Sexual development
11	F0 breeding begins		Locomotor activity count
	Mating		Learning tests
	Gestation	9	Determination of estrous cycles
	Parturition	11	F1 breeding begins
	Lactation		Mating
	Physical and functional development of F1 pups		Gestation
	Standardization of litter sizes		Parturition
	Measurement of anogenital distance		Lactation
15	F0 male dosing end		Physical and functional development of F2 pups
	Serum hormone concentrations		Standardization of litter sizes
	Hematological and blood chemical examination		Measurement of anogenital distance
	Sperm motility, count and morphology	15	F1 male dosing end
	Gross necropsy		Serum hormone concentrations
	Organ weight, Histopathology		Hematological and blood chemical examination
17	Weaning of F1 offspring		Sperm motility, count and morphology
	Gross necropsy, Organ weight		Gross necropsy
	Histopathology		Organ weight, Histopathology
	F0 female dosing end	17	Weaning of F2 offspring
	Serum hormone concentrations		Gross necropsy, Organ weight
	Hematological and blood chemical examination		Histopathology
	Gross necropsy		F1 female dosing end
	Organ weight, Histopathology		Serum hormone concentrations
			Hematological and blood chemical examination
			Gross necropsy
			Organ weight, Histopathology

Figure 1 Outline of the two-generation reproductive toxicity study in rats with N,N- Dicyclohexyl-2-benzothiazolesulfenamide (DCBS) (SR05241)

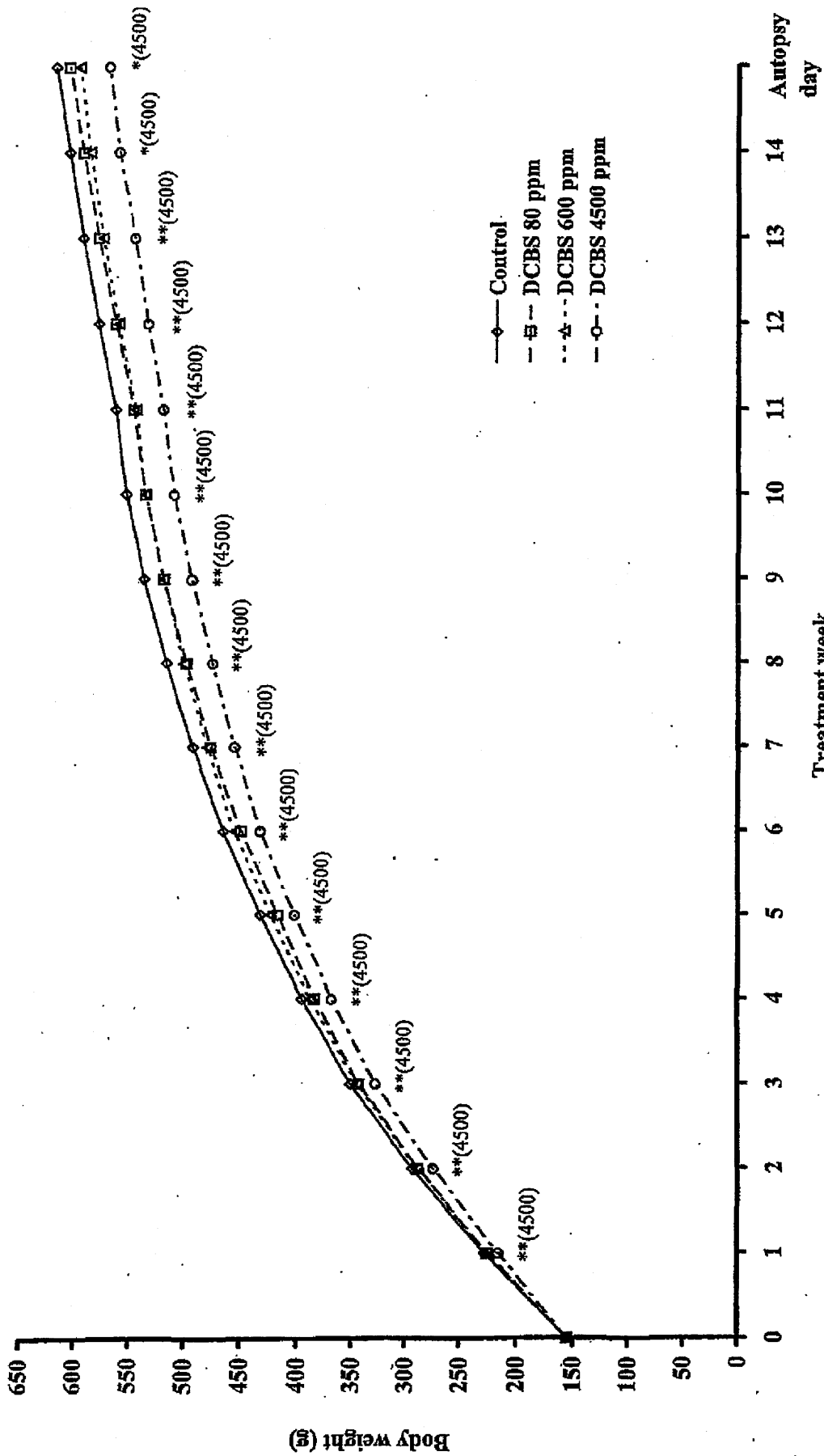


Figure 2 Body weights of F0 parental male rats in the two-generation reproductive toxicity study with N,N-Dicyclohexyl-2-benzothiazolesulfenamide (DCBS) (SR05241)

*: Significantly different from the control at $p \leq 0.05$.

** : Significantly different from the control at $p \leq 0.01$.

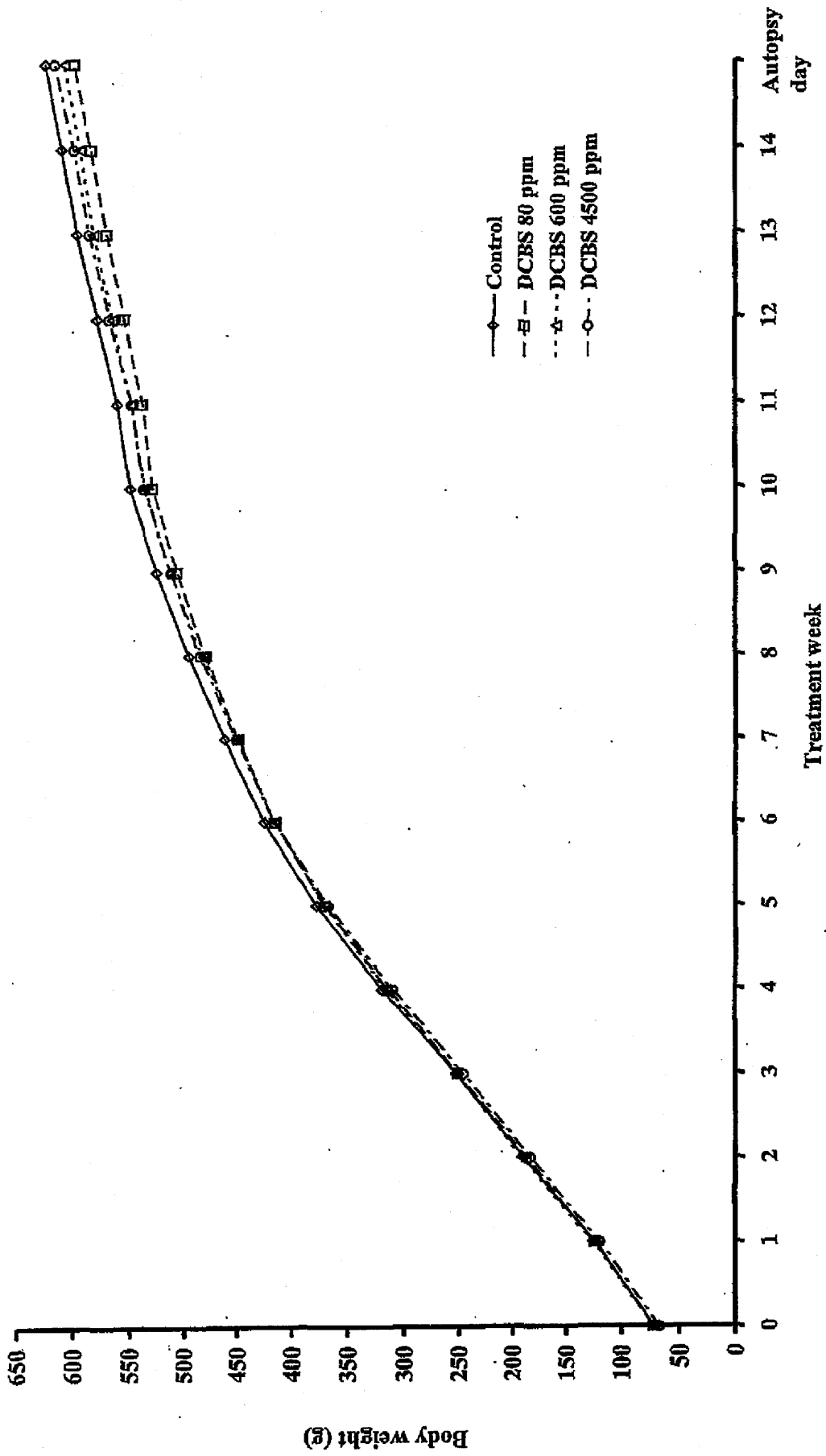


Figure 3 Body weights of F1 parental male rats in the two-generation reproductive toxicity study with N,N-Dicyclohexyl-2-benzothiazolesulfenamide (DCBS) (SR05241)

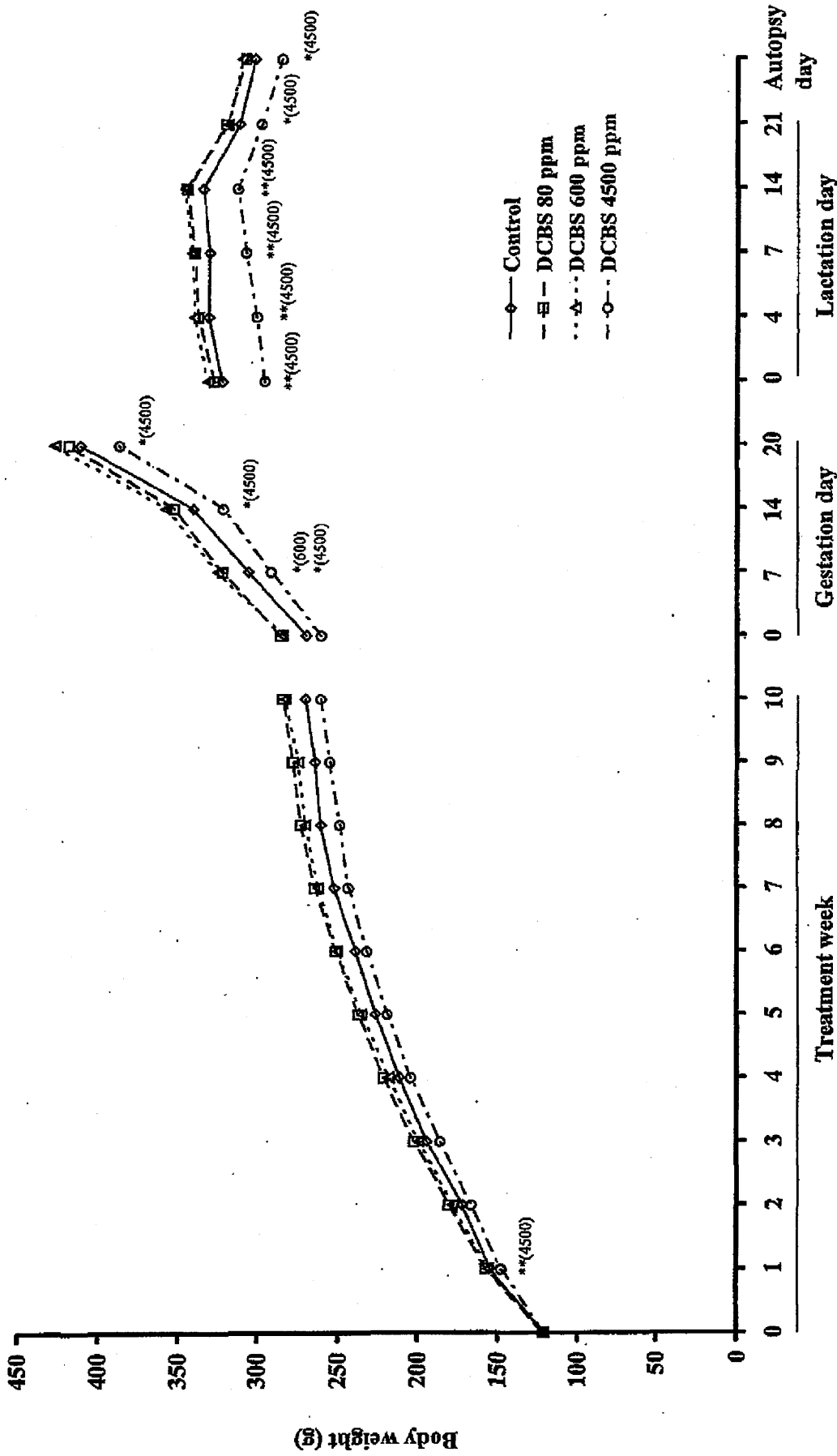


Figure 4 Body weights of F0 parental female rats in the two-generation reproductive toxicity study with N,N-Dicyclohexyl-2-benzothiazolesulfenamide (DCBS) (SR05241)

*: Significantly different from the control at $p \leq 0.05$.
 **: Significantly different from the control at $p \leq 0.01$.

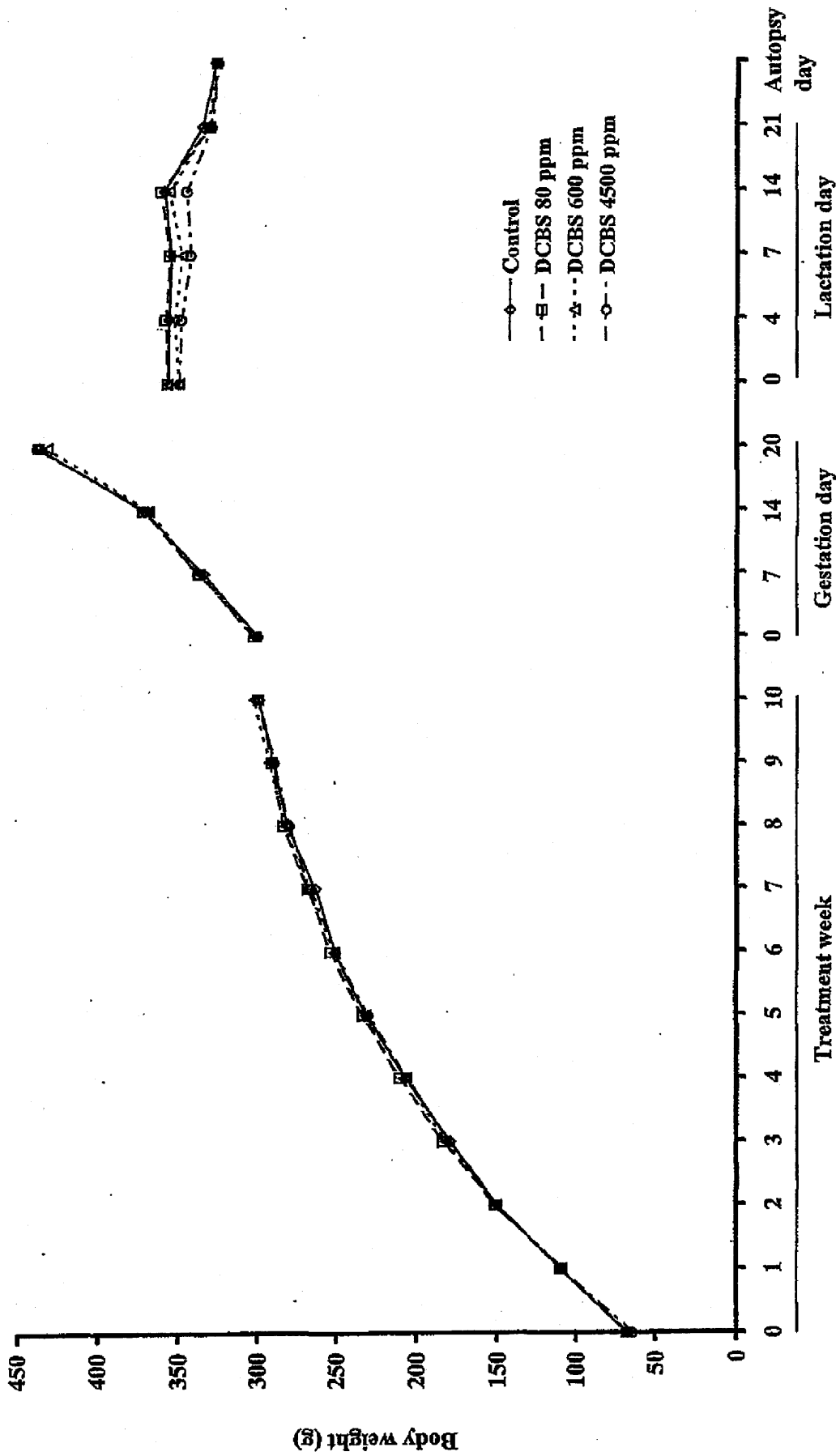


Figure 5 Body weights of F1 parental female rats in the two-generation reproductive toxicity study with N,N-Dicyclohexyl-2-benzothiazolesulfenamide (DCBS) (SR05241)

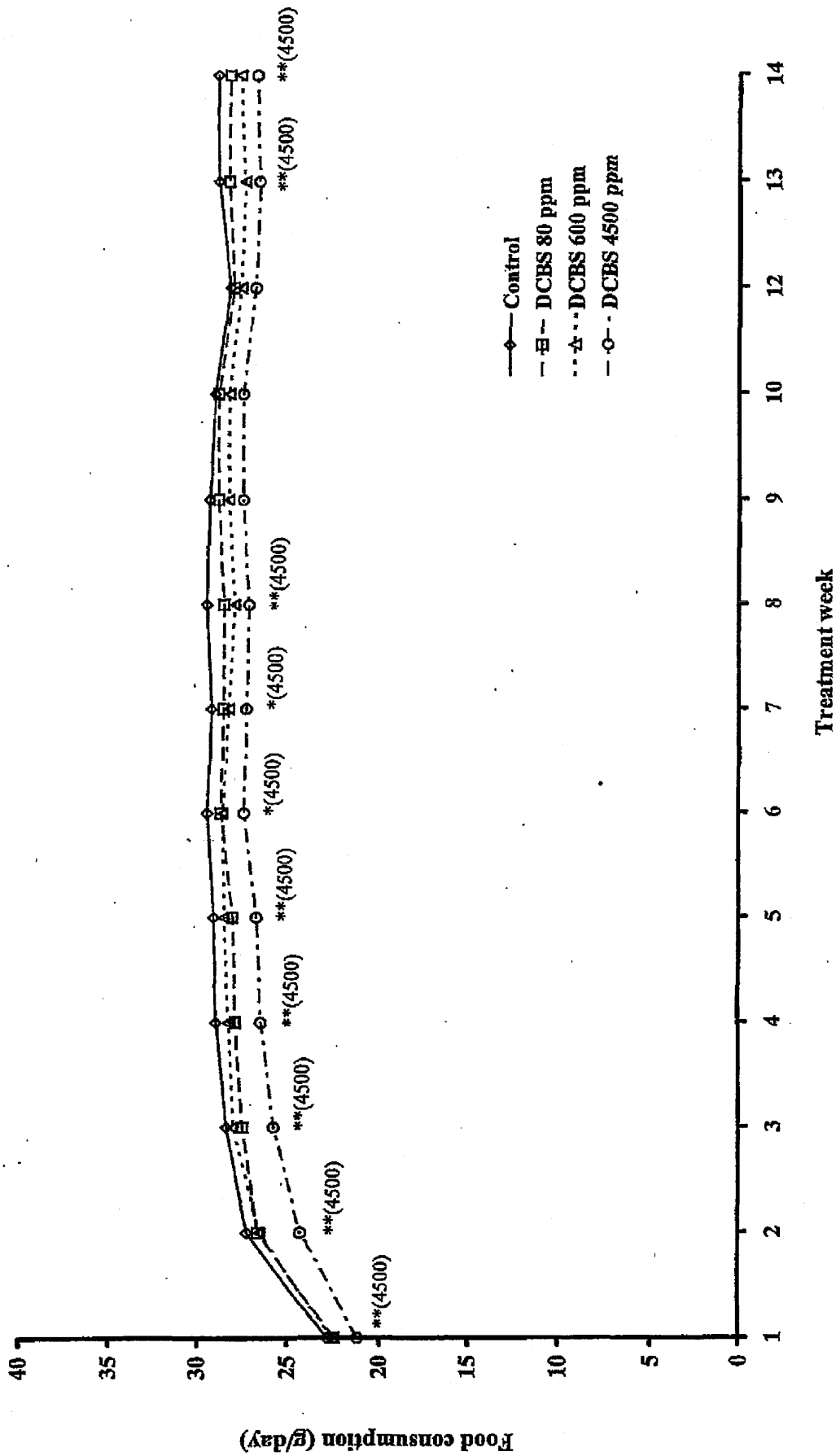


Figure 6 Food consumption of F0 parental male rats in the two-generation reproductive toxicity study with N,N-Dicyclohexyl-2-benzothiazolesulfenamide (DCBS) (SR05241)

*: Significantly different from the control at $p \leq 0.05$.

** : Significantly different from the control at $p \leq 0.01$.

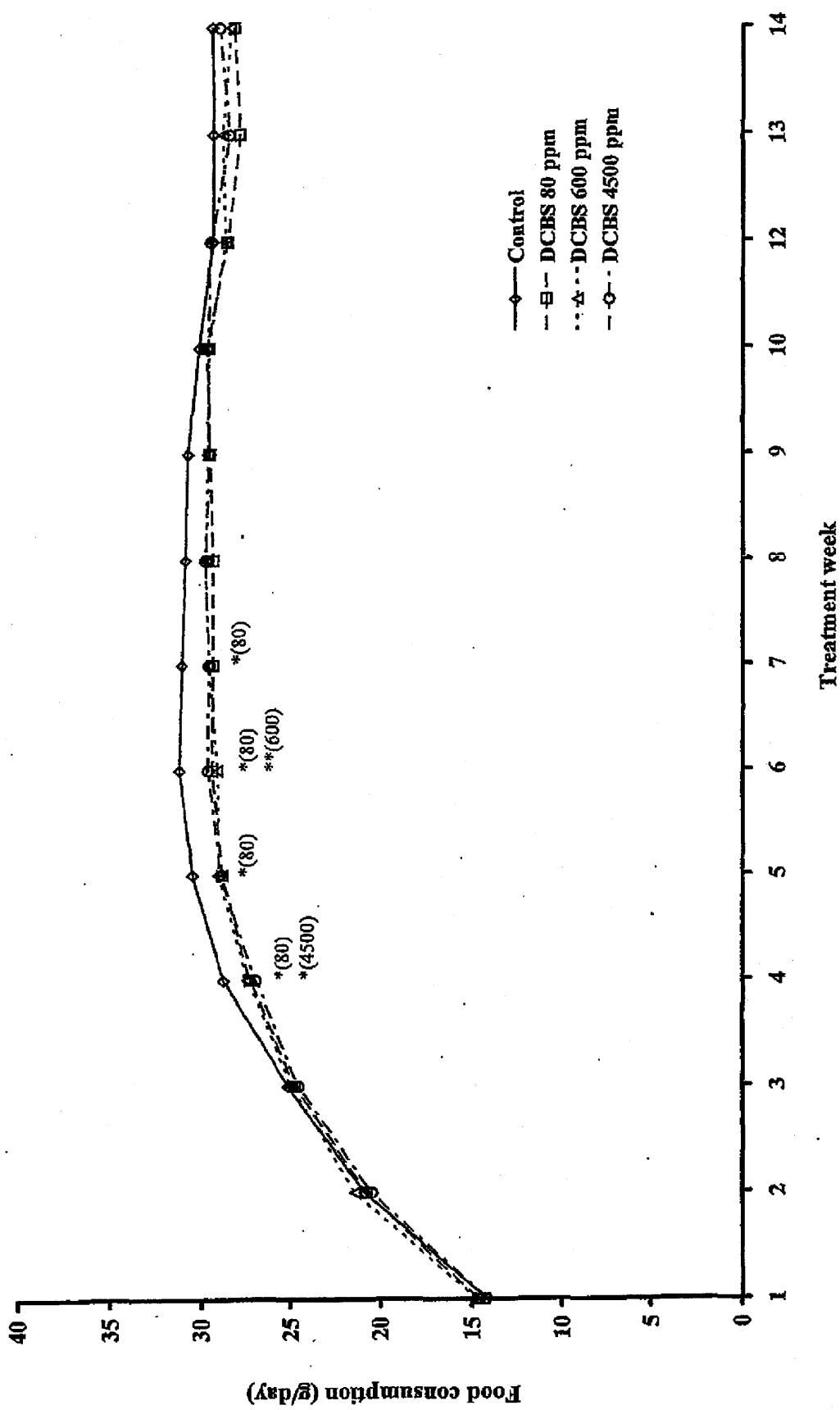


Figure 7 Food consumption of F1 parental male rats in the two-generation reproductive toxicity study with N,N-Dicyclohexyl-2-benzothiazolesulfenamide (DCBS) (SR05241)

*: Significantly different from the control at $p \leq 0.05$.
 **: Significantly different from the control at $p \leq 0.01$.




Figure 8 Food consumption of F0 parental female rats in the two-generation reproductive toxicity study with N,N-Dicyclohexyl-2-benzothiazolesulfenamide (DCBS) (SR05241)

*: Significantly different from the control at $p \leq 0.05$.

** : Significantly different from the control at $p \leq 0.01$.

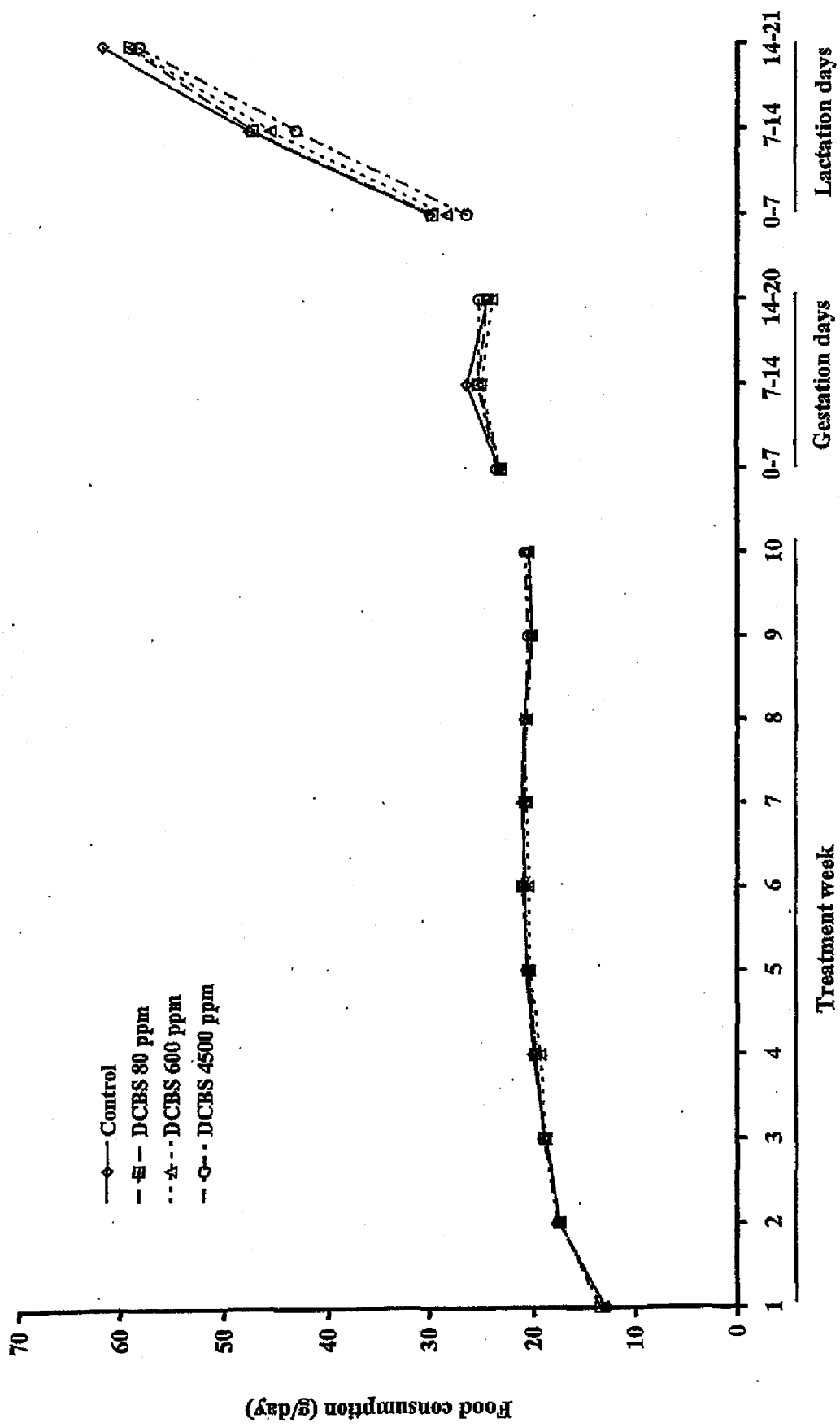


Figure 9 Food consumption of F1 parental female rats in the two-generation reproductive toxicity study with N,N-Dicyclohexyl-2-benzothiazolesulfenamide (DCBS) (SR05241)

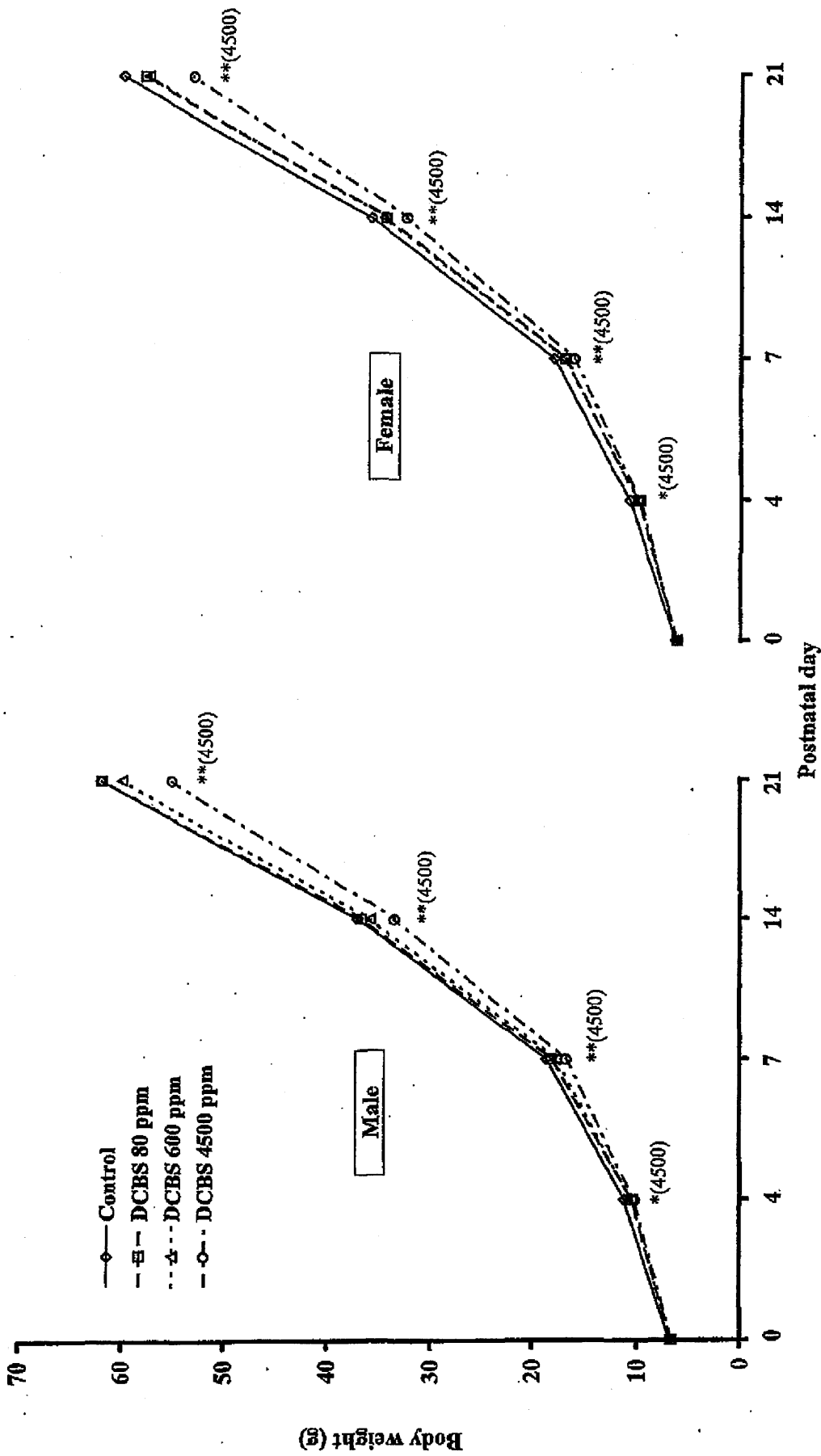


Figure 10 Body weights of F1 rat pups in the two-generation reproductive toxicity study with N,N-Dicyclohexyl-2-benzothiazolesulfenamide (DCBS) (SR05241)

*: Significantly different from the control at $p \leq 0.05$.

** : Significantly different from the control at $p \leq 0.01$.

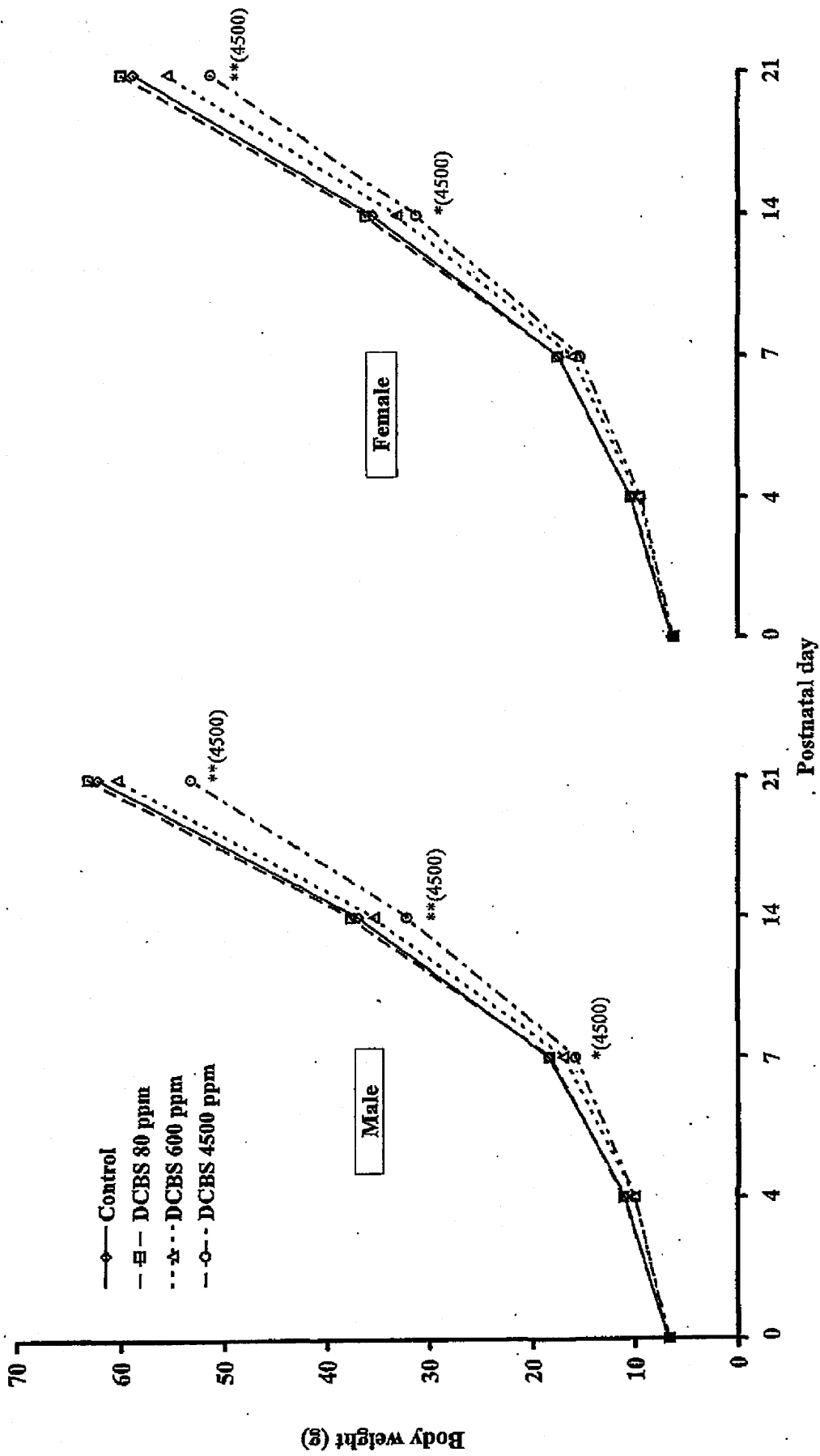


Figure 11 Body weights of F2 rat pups in the two-generation reproductive toxicity study with N,N-Dicyclohexyl-2-benzothiazolesulfenamide (DCBS) (SR05241)

*: Significantly different from the control at $p \leq 0.05$.

** : Significantly different from the control at $p \leq 0.01$.

Two-generation reproductive toxicity study in rats with N,N-Dicyclohexyl-2-benzothiazolesulfenamide (SR05241)

Tables (1/3)

- 1 General appearance in F0 and F1 parental male rats treated with N,N-Dicyclohexyl-2-benzothiazolesulfenamide (DCBS) in the two-generation reproductive toxicity study (SR05241)
- 2 General appearance in F0 and F1 parental female rats treated with N,N-Dicyclohexyl-2-benzothiazolesulfenamide (DCBS) in the two-generation reproductive toxicity study (SR05241)
- 3 Body weights of F0 and F1 parental male rats treated with N,N-Dicyclohexyl-2-benzothiazolesulfenamide (DCBS) in the two-generation reproductive toxicity study (SR05241)
- 4 Body weights of F0 and F1 parental female rats treated with N,N-Dicyclohexyl-2-benzothiazolesulfenamide (DCBS) in the two-generation reproductive toxicity study (SR05241)
- 5 Body weight gains of F0 and F1 parental male rats treated with N,N-Dicyclohexyl-2-benzothiazolesulfenamide (DCBS) in the two-generation reproductive toxicity study (SR05241)
- 6 Body weight gains of F0 and F1 parental female rats treated with N,N-Dicyclohexyl-2-benzothiazolesulfenamide (DCBS) in the two-generation reproductive toxicity study (SR05241)
- 7 Food consumption of F0 and F1 parental male rats treated with N,N-Dicyclohexyl-2-benzothiazolesulfenamide (DCBS) in the two-generation reproductive toxicity study (SR05241)
- 8 Food consumption of F0 and F1 parental female rats treated with N,N-Dicyclohexyl-2-benzothiazolesulfenamide (DCBS) in the two-generation reproductive toxicity study (SR05241)
- 9 Test substance intake of F0 and F1 parental male rats treated with N,N-Dicyclohexyl-2-benzothiazolesulfenamide (DCBS) in the two-generation reproductive toxicity study (SR05241)
- 10 Test substance intake of F0 and F1 parental female rats treated with N,N-Dicyclohexyl-2-benzothiazolesulfenamide (DCBS) in the two-generation reproductive toxicity study (SR05241)
- 11 Vaginal estrous cycles in F0 and F1 parental female rats treated with N,N-Dicyclohexyl-2-benzothiazolesulfenamide (DCBS) in the two-generation reproductive toxicity study (SR05241)
- 12 Reproductive findings in F0 and F1 parental rats treated with N,N-Dicyclohexyl-2-benzothiazolesulfenamide (DCBS) in the two-generation reproductive toxicity study (SR05241)
- 13 Sperm number and motility in F0 and F1 parental male rats treated with N,N-Dicyclohexyl-2-benzothiazolesulfenamide (DCBS) in the two-generation reproductive toxicity study (SR05241)
- 14 Abnormal sperm ratio in F0 and F1 parental male rats treated with N,N-Dicyclohexyl-2-benzothiazolesulfenamide (DCBS) in the two-generation reproductive toxicity study (SR05241)
- 15 Sexual development in F1 parental rats treated with N,N-Dicyclohexyl-2-benzothiazolesulfenamide (DCBS) in the two-generation reproductive toxicity study (SR05241)
- 16 Locomotor activity count in F1 parental male rats treated with N,N-Dicyclohexyl-2-benzothiazolesulfenamide (DCBS) in the two-generation reproductive toxicity study (SR05241)
- 17 Locomotor activity count in F1 parental female rats treated with N,N-Dicyclohexyl-2-benzothiazolesulfenamide (DCBS) in the two-generation reproductive toxicity study (SR05241)

Two-generation reproductive toxicity study in rats with N,N-Dicyclohexyl-2-benzothiazolesulfenamide (SR05241)

Tables (2/3)

- 18 Data on learning tests in F1 parental male rats treated with N,N-Dicyclohexyl-2-benzothiazolesulfenamide (DCBS) in the two-generation reproductive toxicity study (SR05241)
- 19 Data on learning tests in F1 parental female rats treated with N,N-Dicyclohexyl-2-benzothiazolesulfenamide (DCBS) in the two-generation reproductive toxicity study (SR05241)
- 20 Hematological findings in F0 and F1 parental male rats treated with N,N-Dicyclohexyl-2-benzothiazolesulfenamide (DCBS) in the two-generation reproductive toxicity study (SR05241)
- 21 Hematological findings in F0 and F1 parental female rats treated with N,N-Dicyclohexyl-2-benzothiazolesulfenamide (DCBS) in the two-generation reproductive toxicity study (SR05241)
- 22 Blood chemical findings in F0 and F1 parental male rats treated with N,N-Dicyclohexyl-2-benzothiazolesulfenamide (DCBS) in the two-generation reproductive toxicity study (SR05241)
- 23 Blood chemical findings in F0 and F1 parental female rats treated with N,N-Dicyclohexyl-2-benzothiazolesulfenamide (DCBS) in the two-generation reproductive toxicity study (SR05241)
- 24 Serum hormone levels in F0 and F1 parental male rats treated with N,N-Dicyclohexyl-2-benzothiazolesulfenamide (DCBS) in the two-generation reproductive toxicity study (SR05241)
- 25 Serum hormone levels in F0 and F1 parental female rats treated with N,N-Dicyclohexyl-2-benzothiazolesulfenamide (DCBS) in the two-generation reproductive toxicity study (SR05241)
- 26 Autopsy findings in F0 and F1 parental male rats treated with N,N-Dicyclohexyl-2-benzothiazolesulfenamide (DCBS) in the two-generation reproductive toxicity study (SR05241)
- 27 Autopsy findings in F0 and F1 parental female rats treated with N,N-Dicyclohexyl-2-benzothiazolesulfenamide (DCBS) in the two-generation reproductive toxicity study (SR05241)
- 28 Absolute and relative organ weights in F0 and F1 parental male rats treated with N,N-Dicyclohexyl-2-benzothiazolesulfenamide (DCBS) in the two-generation reproductive toxicity study (SR05241)
- 29 Absolute and relative organ weights in F0 and F1 parental female rats treated with N,N-Dicyclohexyl-2-benzothiazolesulfenamide (DCBS) in the two-generation reproductive toxicity study (SR05241)
- 30 Histopathological findings in F0 and F1 parental male rats treated with N,N-Dicyclohexyl-2-benzothiazolesulfenamide (DCBS) in the two-generation reproductive toxicity study (SR05241)
- 31 Histopathological findings in F0 and F1 parental female rats treated with N,N-Dicyclohexyl-2-benzothiazolesulfenamide (DCBS) in the two-generation reproductive toxicity study (SR05241)
- 32 Number of primordial follicles in F1 parental female rats treated with N,N-Dicyclohexyl-2-benzothiazolesulfenamide (DCBS) in the two-generation reproductive toxicity study (SR05241)

Two-generation reproductive toxicity study in rats with N,N-Dicyclohexyl-2-benzothiazolesulfenamide (SR05241)

Tables (3/3)

- 33 General appearance in F1 and F2 male rat pups and weanlings during postnatal days 0-26 treated with N,N-Dicyclohexyl-2-benzothiazolesulfenamide (DCBS) in the two-generation reproductive toxicity study (SR05241)
- 34 General appearance in F1 and F2 female rat pups and weanlings during postnatal days 0-26 treated with N,N-Dicyclohexyl-2-benzothiazolesulfenamide (DCBS) in the two-generation reproductive toxicity study (SR05241)
- 35 Body weights of F1 and F2 rat pups treated with N,N-Dicyclohexyl-2-benzothiazolesulfenamide (DCBS) in the two-generation reproductive toxicity study (SR05241)
- 36 Anogenital distance of F1 and F2 rat pups on postnatal day 4 treated with N,N-Dicyclohexyl-2-benzothiazolesulfenamide (DCBS) in the two-generation reproductive toxicity study (SR05241)
- 37 Physical development in F1 and F2 rat pups treated with N,N-Dicyclohexyl-2-benzothiazolesulfenamide (DCBS) in the two-generation reproductive toxicity study (SR05241)
- 38 Reflex response tests in F1 and F2 rat pups treated with N,N-Dicyclohexyl-2-benzothiazolesulfenamide (DCBS) in the two-generation reproductive toxicity study (SR05241)
- 39 Autopsy findings in F1 and F2 male rat pups euthanized on postnatal day 4 or found dead on postnatal days 0-4 treated with N,N-Dicyclohexyl-2-benzothiazolesulfenamide (DCBS) in the two-generation reproductive toxicity study (SR05241)
- 40 Autopsy findings in F1 and F2 female rat pups euthanized on postnatal day 4 or found dead on postnatal days 0-4 treated with N,N-Dicyclohexyl-2-benzothiazolesulfenamide (DCBS) in the two-generation reproductive toxicity study (SR05241)
- 41 Autopsy findings in F1 and F2 male rat weanlings euthanized on postnatal day 26 or animals found dead on postnatal days 5-26 treated with N,N-Dicyclohexyl-2-benzothiazolesulfenamide (DCBS) in the two-generation reproductive toxicity study (SR05241)
- 42 Autopsy findings in F1 and F2 female rat weanlings euthanized on postnatal day 26 or animals found dead on postnatal days 5-26 treated with N,N-Dicyclohexyl-2-benzothiazolesulfenamide (DCBS) in the two-generation reproductive toxicity study (SR05241)
- 43 Absolute and relative organ weights in F1 and F2 male rat weanlings treated with N,N-Dicyclohexyl-2-benzothiazolesulfenamide (DCBS) in the two-generation reproductive toxicity study (SR05241)
- 44 Absolute and relative organ weights in F1 and F2 female rat weanlings treated with N,N-Dicyclohexyl-2-benzothiazolesulfenamide (DCBS) in the two-generation reproductive toxicity study (SR05241)
- 45 Histopathological findings in F1 and F2 rat weanlings treated with N,N-Dicyclohexyl-2-benzothiazolesulfenamide (DCBS) in the two-generation reproductive toxicity study (SR05241)