

表 8 出生年 5 年・年齢 10 歳ごとの体重 (全データ)

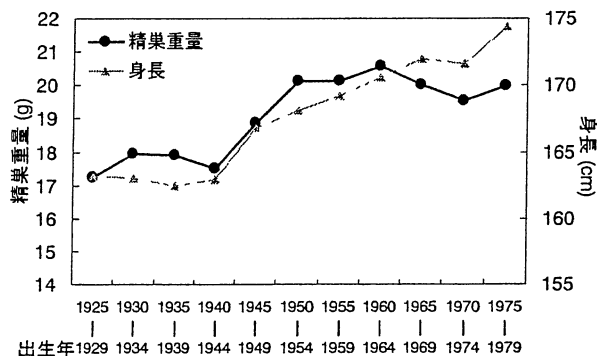
出生年	年齢					出生年別総計
	20 ~ 29	30 ~ 39	40 ~ 49	50 ~ 59	60 ~ 69	
1875~1879					53.5 (1)	53.5 (1)
1880~1884				61.5 (1)	50.4±6.9 (7)	51.8±6.6 (8)
1885~1889					47.4±4.3 (67)	47.4±4.3 (67)
1890~1894				51.9±3.4 (9)	48.6±4.8 (124)	48.8±4.9 (133)
1895~1899				49.0±4.1 (98)	50.4±5.4 (178)	49.9±5.0 (276)
1900~1904			54.5±4.3 (14)	51.4±4.8 (197)	50.5±5.4 (216)	51.0±5.1 (427)
1905~1909			51.6±5.1 (85)	51.1±5.0 (235)	52.0±4.8 (190)	51.5±4.9 (510)
1910~1914		57.0±4.8 (12)	53.4±4.7 (155)	53.3±5.6 (251)	52.2±4.9 (194)	53.1±5.2 (612)
1915~1919		51.6±4.5 (88)	54.2±5.4 (172)	53.9±5.3 (201)	52.9±5.5 (163)	53.4±5.3 (624)
1920~1924	54.2±4.6 (12)	54.0±4.8 (199)	54.3±5.0 (177)	53.6±5.3 (205)	53.7±5.8 (204)	53.9±5.3 (797)
1925~1929	52.7±4.7 (180)	55.1±5.1 (294)	54.3±5.3 (234)	55.2±5.9 (287)	53.2±5.0 (231)	54.3±5.3 (1226)
1930~1934	54.0±4.6 (409)	56.4±5.1 (347)	55.2±4.7 (278)	54.9±5.5 (349)	54.1±5.4 (306)	54.9±5.2 (1689)
1935~1939	55.6±4.6 (345)	56.9±5.0 (374)	56.6±5.7 (625)	55.8±5.1 (332)	55.6±4.7 (213)	56.2±5.3 (1889)
1940~1944	56.4±5.1 (239)	57.8±5.2 (622)	57.5±5.4 (1257)	58.5±4.7 (370)		57.6±5.3 (2488)
1945~1949	58.4±5.5 (215)	60.0±5.6 (666)	59.8±5.4 (1166)	60.1±5.6 (238)		59.8±5.6 (2285)
1950~1954	60.6±5.2 (294)	61.5±5.5 (529)	60.9±5.5 (619)			61.1±5.6 (1442)
1955~1959	61.3±5.1 (335)	63.2±5.6 (518)	65.0±5.5 (118)			62.8±5.5 (971)
1960~1964	62.7±4.9 (398)	64.9±5.2 (333)				63.7±5.0 (731)
1965~1969	63.0±5.3 (376)	67.4±4.7 (118)				64.1±5.2 (494)
1970~1974	63.8±5.5 (218)					63.8±5.5 (218)
1975~1979	66.2±5.1 (47)					66.2±5.1 (47)
年齢別総計	59.1±5.2 (3068)	59.5±5.3 (4100)	57.8±5.4 (4900)	54.9±5.3 (2773)	52.4±5.3 (2094)	57.3±5.4 (16935)

単位: kg

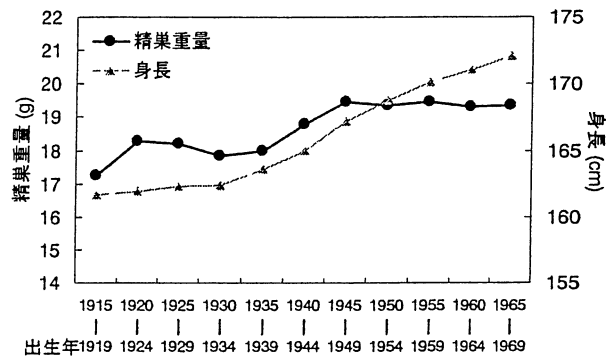
平均±SD (N数)

図 8 年代別、出生年 5 年ごとの精巣重量・身長 (全データ)

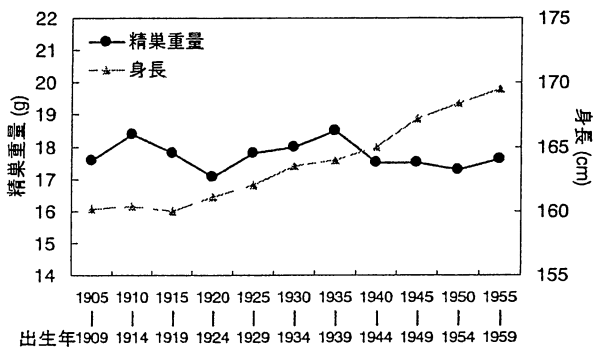
20 - 29 歳



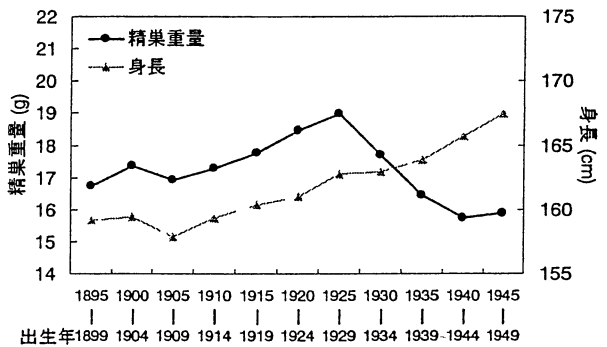
30 - 39 歳



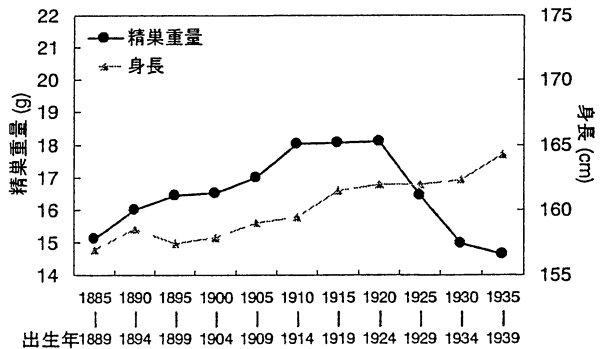
40 - 49 歳



50 - 59 歳



60 - 69 歳



全体

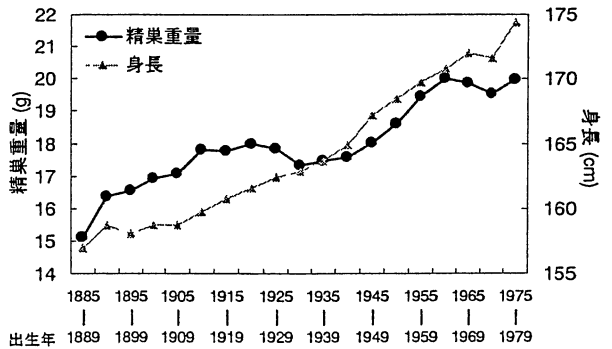


表 9 死亡年 5 年・年齢 10 歳ごとの精巣重量 (全データ)

死亡年	年齢					死亡年別総計
	20 ~ 29	30 ~ 39	40 ~ 49	50 ~ 59	60 ~ 69	
1950~1954	17.3±4.5 (354)	17.6±4.7 (140)	17.7±4.6 (136)	17.2±4.5 (159)	15.3±4.7 (108)	17.2±4.6 (897)
1955~1959	18.6±4.9 (348)	18.4±4.7 (256)	18.1±4.8 (155)	17.3±4.8 (193)	16.5±4.9 (149)	18.0±4.9 (1101)
1960~1964	17.0±4.2 (276)	18.2±4.9 (255)	18.0±5.3 (184)	17.1±5.3 (278)	16.2±5.5 (203)	17.3±5.1 (1196)
1965~1969	17.9±5.3 (235)	17.4±5.3 (332)	16.3±5.1 (192)	17.2±5.1 (242)	16.2±5.1 (205)	17.1±5.2 (1206)
1970~1974	19.2±5.5 (182)	18.1±4.9 (299)	18.1±4.8 (241)	17.8±5.4 (197)	18.0±5.0 (201)	18.2±5.1 (1120)
1975~1979	20.3±5.3 (259)	19.4±5.2 (525)	18.7±5.4 (289)	18.9±6.2 (226)	18.4±5.3 (156)	19.2±5.4 (1455)
1980~1984	20.2±4.8 (354)	19.3±5.5 (696)	18.7±5.4 (299)	18.5±5.4 (320)	18.1±5.3 (188)	19.1±5.4 (1857)
1985~1989	20.6±5.4 (388)	19.3±5.7 (603)	17.9±5.6 (1336)	17.4±5.3 (347)	17.3±5.5 (237)	18.5±5.6 (2911)
1990~1994	19.8±5.0 (382)	19.3±5.6 (522)	17.3±5.4 (1297)	16.4±5.0 (267)	15.7±5.2 (209)	17.8±5.5 (2677)
1995~1999	19.6±5.4 (290)	19.0±4.8 (472)	17.1±5.4 (771)	15.6±5.0 (544)	14.7±5.0 (438)	17.0±5.4 (2515)
年齢別総計	19.1±5.2 (3068)	18.9±5.3 (4100)	17.7±5.4 (4900)	17.2±5.3 (2773)	16.5±5.3 (2094)	18.0±5.4 (16935)

単位: g

平均±SD (N数)

表 10 死亡年 5 年・年齢 10 歳ごとの身長 (全データ)

死亡年	年齢					死亡年別総計
	20 ~ 29	30 ~ 39	40 ~ 49	50 ~ 59	60 ~ 69	
1950~1954	163.6±4.5 (354)	162.5±4.7 (140)	159.9±4.6 (136)	159.8±4.5 (159)	158.5±4.7 (108)	161.6±4.6 (897)
1955~1959	163.1±4.9 (348)	162.0±4.7 (256)	161.1±4.8 (155)	158.8±4.8 (193)	157.3±4.9 (149)	161.0±4.9 (1101)
1960~1964	161.5±4.2 (276)	161.3±4.9 (255)	159.6±5.3 (184)	158.1±5.3 (278)	156.7±5.5 (203)	159.6±5.1 (1196)
1965~1969	163.6±5.3 (235)	163.4±5.3 (332)	162.1±5.1 (192)	160.1±5.1 (242)	158.6±5.1 (205)	161.8±5.2 (1206)
1970~1974	166.7±5.5 (182)	163.5±4.9 (299)	162.3±4.8 (241)	160.6±5.4 (197)	159.7±5.0 (201)	162.6±5.1 (1120)
1975~1979	168.5±5.3 (259)	165.1±5.2 (525)	163.4±5.4 (289)	161.5±6.2 (226)	160.6±5.3 (156)	164.3±5.4 (1455)
1980~1984	168.9±4.8 (354)	166.5±5.5 (696)	164.3±5.4 (299)	163.1±5.4 (320)	161.3±5.3 (188)	165.5±5.4 (1857)
1985~1989	170.6±5.4 (388)	168.6±5.7 (603)	165.0±5.6 (1336)	163.1±5.3 (347)	161.8±5.5 (237)	166.0±5.6 (2911)
1990~1994	171.2±5.0 (382)	170.0±5.6 (522)	166.8±5.4 (1297)	164.8±5.0 (267)	162.5±5.2 (209)	167.5±5.5 (2677)
1995~1999	172.5±5.4 (290)	171.1±4.8 (472)	168.2±5.4 (771)	166.2±5.0 (544)	163.0±5.0 (438)	167.9±5.4 (2515)
年齢別総計	167.2±5.2 (3068)	166.4±5.3 (4100)	165.1±5.4 (4900)	162.3±5.3 (2773)	160.5±5.3 (2094)	164.8±5.4 (16935)

単位: cm 平均±SD (N数)

表 11 死亡年 5 年・年齢 10 歳ごとの体重 (全データ)

死亡年	年齢					死亡年別総計
	20 ~ 29	30 ~ 39	40 ~ 49	50 ~ 59	60 ~ 69	
1950~1954	52.9±4.5 (354)	52.6±4.7 (140)	51.8±4.6 (136)	50.3±4.5 (159)	48.1±4.7 (108)	51.7±4.6 (897)
1955~1959	55.3±4.9 (348)	54.3±4.7 (256)	54.7±4.8 (155)	50.5±4.8 (193)	49.0±4.9 (149)	53.3±4.9 (1101)
1960~1964	54.6±4.2 (276)	55.5±4.9 (255)	54.1±5.3 (184)	52.4±5.3 (278)	50.1±5.5 (203)	53.4±5.1 (1196)
1965~1969	57.2±5.3 (235)	56.4±5.3 (332)	54.3±5.1 (192)	53.7±5.1 (242)	51.2±5.1 (205)	54.8±5.2 (1206)
1970~1974	57.9±5.5 (182)	57.3±4.9 (299)	55.0±4.8 (241)	53.8±5.4 (197)	52.8±5.0 (201)	55.5±5.1 (1120)
1975~1979	60.1±5.3 (259)	58.1±5.2 (525)	54.9±5.4 (289)	53.9±6.2 (226)	52.8±5.3 (156)	56.6±5.4 (1455)
1980~1984	61.5±4.8 (354)	58.9±5.5 (696)	56.4±5.4 (299)	55.0±5.4 (320)	52.4±5.3 (188)	57.7±5.4 (1857)
1985~1989	62.4±5.4 (388)	61.6±5.7 (603)	57.9±5.6 (1336)	55.5±5.3 (347)	53.6±5.5 (237)	58.6±5.6 (2911)
1990~1994	62.9±5.0 (382)	63.0±5.6 (522)	59.1±5.4 (1297)	56.6±5.0 (267)	54.2±5.2 (209)	59.8±5.5 (2677)
1995~1999	65.0±5.4 (290)	65.7±4.8 (472)	61.5±5.4 (771)	59.0±5.0 (544)	54.5±5.0 (438)	60.9±5.4 (2515)
年齢別総計	59.1±5.2 (3068)	59.5±5.3 (4100)	57.8±5.4 (4900)	54.9±5.3 (2773)	52.4±5.3 (2094)	57.3±5.4 (16935)

単位: kg

平均±SD (N数)

表 12 出生年5年・年齢1歳ごとの件数 (全データ)

年齢	出生年																			総計		
	1875	1880	1885	1890	1895	1900	1905	1910	1915	1920	1925	1930	1935	1940	1945	1950	1955	1960	1965		1970	1975
20											1	46	32	20	18	7	23	29	36	23	13	247
21											39	42	44	27	20	20	34	28	30	19	17	257
22											42	52	50	20	25	22	32	37	44	27	4	293
23											36	34	32	21	16	20	29	28	39	33		313
24											36	39	34	25	20	36	38	54	37	22		288
25											32	37	40	29	21	31	34	52	35	30		341
26											30	44	41	27	28	42	29	33	35	19		341
27											29	35	30	22	15	51	48	54	35	13		328
28											12	16	41	20	21	31	48	44	49	43	3	332
29											15	36	30	23	22	34	38	41	56	37		328
30											14	30	22	29	23	45	41	48	30	40		332
31											9	27	27	22	30	61	45	48	41	19		322
32											17	33	38	27	33	61	57	54	44	17		329
33											14	15	37	26	27	54	49	46	48	38	4	381
34											18	34	23	49	32	84	85	60	57	37		358
35											11	25	22	44	32	79	68	51	58	36		479
36											18	26	21	40	49	85	82	72	62	26		426
37											13	20	35	30	74	103	90	64	53	21		481
38											12	14	24	30	41	59	109	91	55	49	4	503
39											13	16	19	20	23	30	39	123	96	52	1	489
40											14	12	16	20	25	23	54	102	80	24		431
41											11	17	18	17	23	32	77	116	60	21		370
42						1					15	9	14	26	31	33	128	113	58	16		393
43											8	12	18	26	20	24	129	120	72	5		443
44											13	24	23	23	33	29	30	166	143	78		456
45											13	14	20	19	22	29	75	177	125	71		562
46											19	14	18	10	17	34	111	163	106	56		565
47											17	19	22	14	29	26	138	156	114	30		548
48											13	15	19	17	18	30	34	131	168	104	18	565
49											30	24	31	24	23	41	44	52	28	49		567
50											14	18	26	11	19	21	27	35	17	66		346
51											16	18	32	28	23	30	52	32	27	58		254
52											20	14	26	30	22	24	36	37	26	33		316
53											8	11	29	27	9	19	25	31	25	37		268
54						8					11	29	27	9	19	25	31	25	37	31		252
55			1			14					20	24	23	27	23	37	25	67	1			294
56						16					14	27	20	18	17	24	23	28	58			294
57						16					11	24	26	20	24	38	38	37	44			245
58						16					16	26	31	27	22	15	18	38	28	45		278
59						9					28	35	26	13	12	20	29	28	33	21		266
60											1	17	21	19	15	26	42	28	45			254
61											5	10	14	22	25	19	18	22	27	24	54	264
62											1	11	11	19	25	30	18	18	28	30	45	240
63											13	19	31	23	24	13	21	23	22	46		236
64											2	8	11	19	27	16	17	12	24	18	26	235
65												15	19	29	17	26	20	21	17	23	43	203
66												1	9	10	19	19	15	16	20	24	12	230
67												16	14	16	16	18	15	16	20	15	54	173
68												6	8	11	14	12	15	13	15	20	42	200
69												6	11	19	22	9	19	17	17	23	9	156
70												1	4	6	11	19	22	9	19	17	23	157
総計	1	8	67	133	276	427	510	612	624	797	1226	1689	1889	2488	2285	1442	971	731	494	218	47	16935

表 13 出生年 5 年・年齢 1 歳ごとの精巢重量 (全データ)

年齢	1875	1880	1885	1890	1895	1900	1905	1910	1915	1920	1925	1930	1935	1940	1945	1950	1955	1960	1965	1970	1975	総計	
20												18.3	18.1	15.6	17.6	18.3	20.9	20.7	20.0	16.7	19.2	18.7	
21											16.0	17.8	17.7	16.8	21.3	19.2	19.0	21.6	21.0	20.9	20.9	19.5	
22												16.8	18.1	17.8	17.4	19.8	19.3	21.1	20.6	21.5	20.4	19.2	
23												17.5	18.8	15.2	17.7	19.1	19.5	20.2	19.8	20.4	17.0	18.8	
24											17.4	18.5	17.4	17.3	18.6	20.3	20.3	20.7	18.6	20.7		19.0	
25											16.9	19.0	16.6	19.6	19.7	20.1	21.1	20.9	20.4	17.7		19.3	
26											17.7	19.7	17.4	17.8	20.9	20.4	22.6	20.3	20.9	18.8		19.6	
27											16.0	17.6	18.4	18.6	18.5	21.0	18.8	20.8	21.4	20.1		19.1	
28											16.9	17.8	17.6	17.1	18.9	20.3	20.0	19.7	20.0	17.8		18.9	
29										17.9	20.1	17.0	18.6	18.5	18.7	20.2	19.7	20.6	18.2	17.7		19.1	
30										16.5	20.5	18.6	16.9	18.2	21.6	20.6	21.5	19.5	20.5			19.8	
31										18.0	18.4	17.3	17.7	17.2	20.1	20.8	21.6	19.5	19.8			19.4	
32										17.4	17.4	18.2	16.4	18.8	20.7	19.6	20.6	19.5	18.8			19.2	
33										18.2	17.5	19.0	18.3	20.4	20.1	20.0	19.6	19.7	17.1			19.3	
34								18.4		19.2	17.8	18.0	17.8	18.5	20.0	19.9	17.3	18.8	18.4			18.6	
35								15.1		18.1	19.4	17.3	18.1	18.2	18.3	20.0	18.9	18.7				18.4	
36								17.4		19.7	18.4	18.1	19.0	19.1	18.8	19.2	19.4	20.2				19.0	
37								18.9		17.9	15.8	16.7	17.3	19.2	18.8	18.1	18.7	19.1				18.3	
38								18.6		17.4	16.9	15.9	18.9	18.6	19.7	18.1	19.2	18.1				18.5	
39								17.4		15.5	19.2	19.4	19.0	17.7	19.0	18.7	18.6	18.9	12.0			18.6	
40								16.9		15.6	18.0	18.0	19.2	20.4	18.6	18.9	17.9	17.8				18.4	
41								20.0		18.3	18.7	16.1	16.7	18.5	19.5	18.3	17.2	19.1				18.2	
42						15.5		17.6		19.4	16.9	16.1	18.3	17.9	18.5	17.9	18.5	17.0	16.1			17.8	
43								19.3		18.5	18.5	14.6	16.6	18.3	18.2	18.0	17.6	16.8				17.8	
44							15.0	19.1		17.2	16.4	18.2	19.4	20.2	18.5	17.7	18.9	17.9				18.2	
45							16.7	18.2		16.8	15.2	17.4	19.3	18.0	17.7	16.6	16.3					17.2	
46							18.8	16.5		17.8	16.7	18.7	18.0	18.3	17.3	17.1	16.1					17.3	
47							18.0	18.1		17.1	15.9	19.2	18.5	19.9	17.1	16.4	17.6					17.8	
48							16.6	18.1		19.5	17.4	19.3	17.0	18.0	16.4	17.2	17.6					17.4	
49						17.0	19.2	19.5		17.9	17.6	19.5	16.9	17.4	16.7	16.4	14.6					17.1	
50						17.6	17.5	19.1		16.6	17.7	19.1	17.4	17.0	17.0	16.7						17.6	
51						17.9	17.6	16.8		19.2	17.9	18.3	17.8	16.1	17.6	16.3						17.2	
52						17.6	16.4	16.9		18.3	17.0	19.2	17.9	17.2	15.6	15.1						17.0	
53						17.4	17.9	16.6		17.7	18.2	18.8	17.8	17.2	16.7	15.6						17.3	
54					16.9	16.3	17.3	17.3		18.2	20.9	20.0	18.8	16.2	16.5	15.1						17.5	
55		19.0			15.7	16.6	16.0	16.3		17.0	18.2	19.1	17.9	15.2	15.1	21.3						16.7	
56					15.9	16.8	15.7	15.2		18.2	16.1	18.0	15.9	16.2	15.2							16.1	
57					16.5	20.1	17.7	16.9		16.8	19.1	18.6	17.8	17.6	15.0							17.4	
58					16.6	17.3	16.7	18.1		18.3	20.2	21.3	18.0	15.4	14.6							17.2	
59				21.4	17.8	17.1	16.9	19.8		19.1	19.8	18.2	16.8	15.1	17.6							17.6	
60			17.9	15.2	17.6	15.7	15.0	17.0		15.6	18.6	16.2	15.3	14.5								16.0	
61			13.6	15.2	16.9	16.7	17.9	19.8		20.4	20.0	16.6	14.8	14.6								16.9	
62			19.7	14.4	18.4	17.4	16.5	17.2		18.9	17.7	16.4	15.8	14.4								16.4	
63				16.1	15.8	15.2	16.3	18.2		21.4	17.5	18.8	17.0	15.2								16.8	
64		15.3	14.3	16.7	18.9	16.8	20.8	16.1		16.1	17.7	14.9	14.7	14.2								16.5	
65			15.3	17.6	15.8	14.7	17.8	20.1		17.7	18.8	15.7	13.9									16.5	
66		12.5	15.7	16.7	18.0	16.2	18.5	17.1		17.1	17.7	16.8	14.7									16.8	
67			15.8	17.0	14.6	17.9	14.1	19.5		19.8	19.9	16.9	14.8									16.6	
68			15.1	14.4	13.9	15.8	18.0	17.8		18.3	17.1	15.5	14.8									16.0	
69	18.5	15.8	12.7	15.2	14.2	19.2	15.1	17.6		15.2	15.4	16.3	14.6									16.0	
総計	18.5	15.7	15.1	16.4	16.5	16.9	17.0	17.8		17.8	18.0	17.8	17.3	17.5	17.6	18.0	18.6	19.5	20.0	19.9	19.5	20.0	18.0

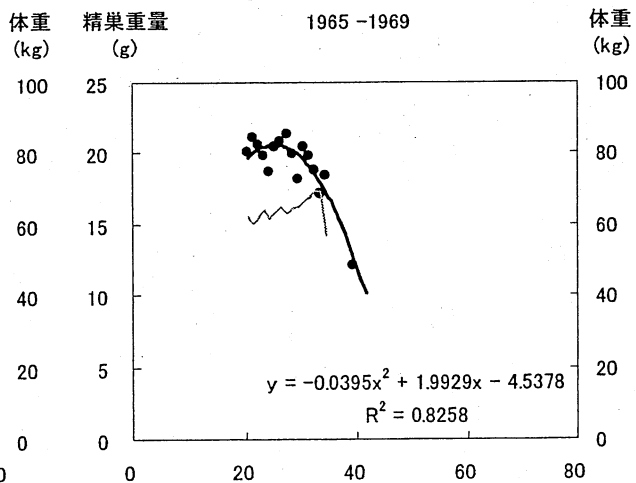
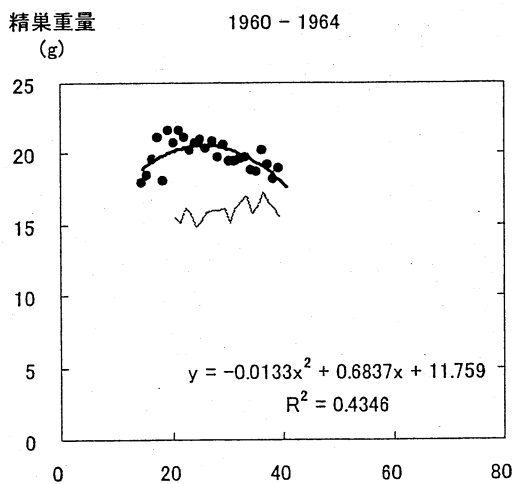
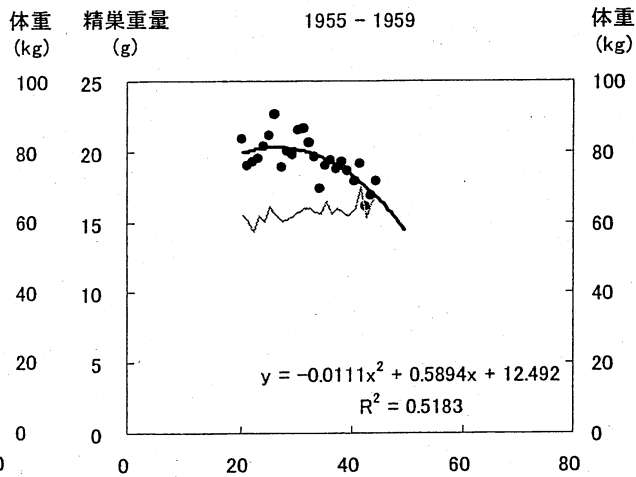
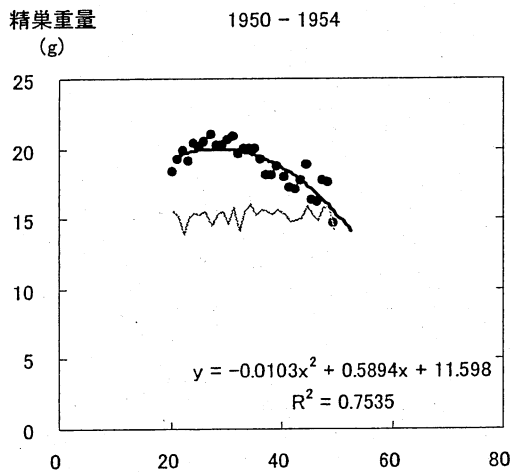
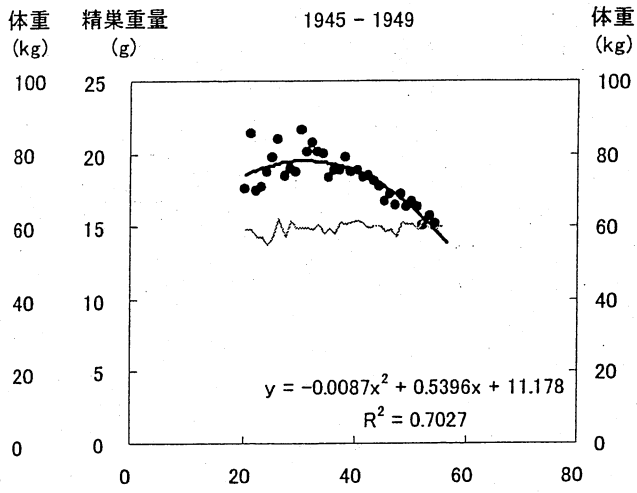
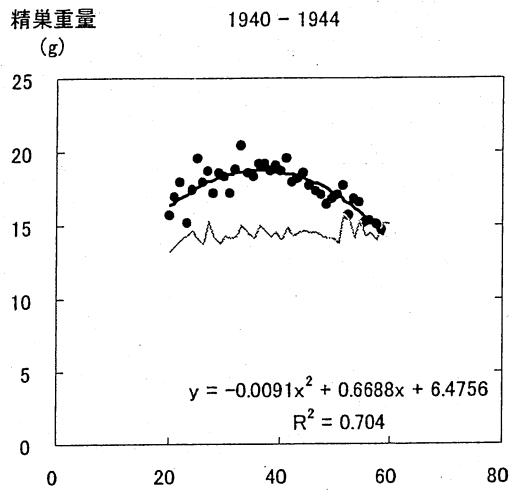
表 14 出生年 5 年・年齢 1 歳ごとの身長 (全データ)

年齢	出生年																				総計	
	1875	1880	1885	1890	1895	1900	1905	1910	1915	1920	1925	1930	1935	1940	1945	1950	1955	1960	1965	1970		1975
20												164.4	162.8	160.1	167.7	167.9	168.8	169.4	171.8	169.0	172.9	167.1
21											165.0	164.6	163.0	163.6	166.7	168.8	170.8	170.8	171.2	171.9	176.5	168.4
22												163.3	163.6	161.8	165.4	164.8	166.5	173.5	171.5	171.3	173.9	167.3
23												163.6	161.9	163.6	164.2	166.6	169.6	171.3	173.4	170.4	170.8	167.2
24											163.6	163.0	161.8	162.5	167.4	168.3	167.6	168.8	171.2	170.8		166.5
25											163.9	162.6	161.5	163.2	167.7	168.2	170.3	170.2	172.1	172.7		167.3
26											163.0	164.1	164.2	161.3	167.9	169.8	168.5	169.9	171.9	172.2		167.3
27											163.3	161.3	162.6	163.9	166.3	168.4	169.8	170.7	171.4	174.8		166.8
28											162.1	163.1	160.1	165.0	167.1	168.0	169.8	170.9	172.6	171.7		167.4
29										162.9	162.9	160.0	163.3	164.1	168.0	168.0	168.6	170.6	172.3	176.7		167.1
30										162.9	163.0	160.6	162.7	164.8	168.4	168.3	170.3	169.2	171.7			166.9
31										165.0	160.9	160.7	164.9	164.0	164.8	168.9	170.8	171.7	172.8			167.2
32										162.9	163.4	161.4	161.9	165.5	166.3	167.5	169.2	171.3	174.8			166.9
33										162.2	161.7	162.8	164.6	164.0	166.8	168.9	170.3	172.5	170.8			167.0
34									164.1	161.3	161.3	165.1	164.9	163.9	166.7	170.0	169.8	170.4	163.0			166.3
35									160.3	161.3	163.9	163.1	162.6	164.9	168.0	168.6	171.4	170.0				166.3
36									161.4	165.1	161.0	162.8	164.4	165.5	167.6	168.3	169.8	172.8				166.6
37									162.0	161.3	161.5	161.8	163.4	165.6	166.9	169.0	170.2	171.7				166.2
38									162.8	161.1	160.5	162.4	162.6	164.8	167.3	167.1	169.8	171.3				165.4
39								162.2	159.8	158.5	166.3	162.8	164.4	165.1	167.8	170.5	169.5	166.8	160.0			165.9
40								158.8	160.8	159.6	166.1	163.2	162.9	165.1	168.0	168.2	170.0					166.4
41								158.6	161.2	161.1	160.8	164.8	164.5	165.4	167.9	167.2	170.5					165.9
42						160.0		158.9	159.4	161.7	163.7	163.8	163.9	164.7	165.9	169.9	166.5					165.3
43								160.9	160.7	160.6	161.3	161.5	162.7	164.5	167.4	168.1	169.2					165.0
44							161.4	162.3	155.9	164.5	160.7	165.8	166.9	164.8	168.4	168.6	173.2					165.9
45							161.1	161.2	161.0	160.0	159.5	163.7	164.9	165.4	166.5	167.8						164.9
46							159.5	162.0	160.9	160.1	163.2	163.6	164.4	165.9	167.1	168.3						165.4
47							159.7	159.9	158.4	162.5	165.1	164.1	163.3	164.6	166.2	169.3						164.6
48							159.4	162.3	159.3	159.1	162.2	162.0	164.0	164.8	167.3	170.1						164.5
49						160.9	160.9	157.9	162.8	161.1	160.7	162.6	164.0	164.7	167.3	166.6						164.1
50						159.2	159.0	157.9	161.7	162.3	162.7	162.9	164.3	164.8	168.6							162.9
51						161.1	159.7	157.4	159.2	160.1	160.8	163.5	163.3	166.8	166.7							162.8
52						160.4	156.2	160.8	162.6	162.9	163.1	162.6	163.4	166.9	168.8							163.6
53						161.1	159.5	158.4	158.7	159.5	163.2	163.1	163.7	166.7	166.4							162.4
54				157.8	159.5	159.2	161.0	160.9	161.1	164.9	164.1	165.8	167.2	165.6								163.4
55		170.0		156.5	159.0	159.3	159.8	159.7	162.6	162.8	162.5	164.8	165.1	162.0								162.1
56				159.6	158.6	156.0	160.5	159.1	156.6	160.4	162.6	161.4	165.4									160.9
57				159.4	160.3	157.2	159.9	160.2	160.8	163.2	162.8	163.8	164.4									161.8
58				161.1	158.3	155.2	158.7	160.8	160.1	165.5	162.0	165.0	165.8									161.5
59				162.0	159.2	158.8	158.7	159.7	160.1	162.4	161.4	163.3	163.6	165.4								161.3
60			158.0	156.1	157.9	157.9	157.1	159.7	160.7	160.0	160.5	164.0	164.0									160.3
61			152.2	160.5	157.6	157.0	159.2	162.5	164.6	163.3	163.9	164.4	164.0									162.0
62			150.0	162.3	159.2	155.3	159.5	159.3	162.8	164.4	162.5	161.9	164.3									161.4
63				159.9	157.2	154.5	154.4	158.5	164.7	159.2	159.6	162.0	164.9									159.6
64		161.5	157.0	155.0	157.4	159.1	159.0	157.4	160.5	162.8	163.0	163.9	163.4									160.5
65			153.8	158.5	156.5	161.5	158.2	159.4	162.1	161.3	161.5	160.9										159.5
66		155.0	159.8	160.9	156.6	158.0	158.9	156.4	162.2	163.4	162.8	162.0										160.2
67			158.9	156.3	157.8	160.0	160.5	158.1	159.4	163.6	164.5	162.4										160.7
68			160.3	156.5	154.9	158.5	164.8	159.8	158.1	160.7	161.0	161.8										160.2
69	160.0	161.8	157.0	160.3	159.3	159.0	164.1	162.4	158.5	160.0	161.6	157.3										160.2
総計	160.0	161.9	157.0	158.7	158.0	158.7	158.6	159.7	160.7	161.5	162.4	162.8	163.6	164.9	167.2	168.4	169.7	170.8	172.0	171.6	174.3	164.8

表 15 出生年 5 年・年齢 1 歳ごとの体重 (全データ)

年齢	出生年																				総計	
	1875	1880	1885	1890	1895	1900	1905	1910	1915	1920	1925	1930	1935	1940	1945	1950	1955	1960	1965	1970		1975
20												52.8	54.3	53.1	59.0	62.1	61.7	61.8	62.2	61.2	65.5	58.4
21											51.5	54.7	56.5	54.6	59.3	60.6	60.3	60.6	60.0	60.4	68.2	59.0
22												51.4	55.1	56.2	56.9	55.4	57.1	64.3	62.0	62.5	64.8	58.2
23												53.6	55.1	57.4	57.1	60.8	62.0	63.1	63.7	63.7	64.8	59.3
24												52.3	54.4	56.3	58.7	55.1	61.7	60.2	59.2	61.5	64.2	58.3
25												52.6	54.7	53.8	55.9	57.3	60.9	64.3	60.9	63.5	66.0	59.0
26												53.0	56.4	56.0	55.0	62.3	61.9	62.3	63.3	64.9	64.8	60.0
27												54.2	52.9	55.4	60.9	56.9	58.2	60.6	63.9	62.9	68.9	58.8
28												51.0	55.6	55.7	56.5	61.4	61.2	60.8	64.1	64.3	61.8	59.7
29											54.2	53.5	54.0	60.2	55.0	59.4	62.0	61.7	64.4	64.8	66.7	60.2
30											51.5	56.4	57.5	56.6	57.1	59.5	58.6	62.8	60.6	66.7		59.5
31											55.6	52.9	52.9	57.5	56.3	59.4	63.2	64.0	64.4	67.6		60.4
32											52.0	56.5	55.4	54.5	57.1	59.1	56.5	63.9	66.2	69.3		59.7
33											52.9	54.4	55.7	58.8	59.9	60.8	62.1	62.6	68.0	69.2		60.8
34									51.9		52.5	54.4	56.3	58.2	57.6	58.1	64.3	62.2	63.1	56.8		58.9
35									48.5		53.7	54.7	56.9	56.2	56.7	59.7	61.1	65.6	64.9			58.9
36									52.0		57.0	55.2	57.5	59.4	59.8	58.1	62.6	62.3	68.9			60.1
37									54.6		53.0	54.9	55.1	55.1	58.3	61.3	62.3	64.0	65.9			59.4
38									50.6		53.7	54.3	57.1	56.8	57.0	60.7	61.0	62.8	64.2			58.6
39								57.0	52.1		55.5	57.9	58.1	56.7	57.8	61.3	62.6	62.0	61.9	62.0		59.1
40									54.1		53.6	54.8	57.2	55.7	56.4	56.2	61.4	61.2	63.8			59.5
41									52.9		56.0	57.4	52.5	57.7	55.5	59.7	60.6	59.2	69.8			59.2
42						65.0			51.4		55.2	55.2	57.7	57.7	55.3	57.2	59.4	59.6	61.1			58.0
43									50.8		57.0	54.6	54.4	53.7	54.5	58.1	60.1	60.3	65.5			58.0
44									52.9		55.8	53.2	53.9	54.6	56.9	57.7	60.3	63.6	68.0			59.0
45									53.8		57.1	54.0	51.6	51.4	56.4	56.2	58.1	58.6	61.0			57.5
46									52.4		53.1	54.8	53.1	56.7	52.9	57.1	58.0	59.3	59.4			57.5
47									49.8		53.6	52.2	53.4	56.6	57.6	56.7	57.0	57.2	63.2			57.1
48									48.7		52.6	54.1	56.9	54.6	51.4	57.5	56.4	61.1	63.1			57.2
49								53.7	53.6		51.1	54.0	53.6	51.3	53.3	56.4	56.6	60.8	56.8			56.4
50									51.0		52.0	53.9	54.7	55.1	55.6	53.4	56.2	54.9	60.8			55.2
51									53.3		52.0	53.3	51.7	54.8	56.4	58.2	55.5	62.8	59.3			56.5
52									49.1		48.4	53.1	57.1	54.4	53.5	53.9	56.8	61.5	61.7			55.9
53									52.2		50.5	52.9	54.2	53.5	55.8	53.1	55.3	56.3	59.0			54.6
54					48.4				50.5		52.7	53.0	51.6	53.8	56.4	57.4	59.6	61.7	59.0			56.3
55		61.5			47.4				51.0		51.4	55.2	53.1	54.9	55.1	56.1	55.6	57.1	60.0			54.6
56					48.3				48.3		48.1	49.7	54.0	52.0	48.4	55.8	53.3	53.1	57.9			53.2
57					48.8				52.4		51.1	51.7	52.0	51.9	53.9	55.3	53.8	55.9				53.3
58					51.0				50.2		51.1	53.1	56.0	52.5	59.3	55.6	57.1	60.4				55.1
59				51.9	49.3				53.8		50.8	53.6	52.4	55.6	52.7	54.4	55.5	60.5				53.7
60				51.0	47.0				49.3		51.7	52.0	54.6	48.9	51.0	52.1	55.9	55.2				52.3
61				41.4	47.1				52.8		50.1	53.3	56.1	57.1	55.3	54.5	57.0	54.8				54.0
62				53.0	50.1				48.7		51.1	52.5	55.6	56.9	54.1	54.9	56.4					53.8
63				48.3	48.3				47.2		48.5	51.8	58.2	50.4	52.3	53.9	57.6					52.0
64		55.5		46.8	48.3				52.6		50.9	50.9	49.5	49.6	53.9	53.3	57.9	53.0				52.3
65				44.3	49.1				49.4		51.4	51.8	50.4	52.0	54.5	51.9	53.0					51.1
66		54.0		49.8	51.5				50.8		50.3	53.7	50.4	55.5	55.0	56.6	53.3					52.9
67				51.2	46.8				49.5		54.3	49.9	49.2	48.4	55.3	53.0	52.6					51.4
68				49.3	47.1				51.4		49.8	56.3	53.5	50.6	53.5	53.1	53.0					52.3
69	53.5	47.0		44.1	51.2				49.6		51.8	58.2	52.7	51.7	51.4	53.6	49.0					51.6
総計	53.5	51.8	47.4	48.8	49.9	51.0	51.5	53.1	53.4	53.9	54.3	54.9	56.2	57.6	59.8	61.1	62.8	63.7	64.1	63.8	66.2	57.3

図 9 年齢による精巣重量の変化 (出生年 5 年ごと、1940・1969 出生分)



グラフ上段の数字: 出生年
 グラフ横軸: 死亡時の年齢
 グラフ中の折れ線グラフ: 体重

図 10 最大精巣重量の変化 (出生年 5 年ごと)

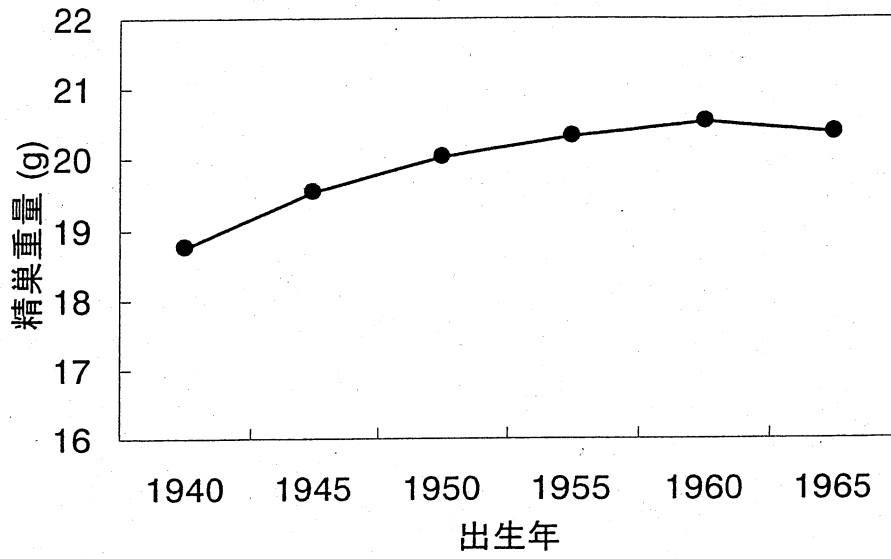


図 11 最大重量となる年齢 (出生年 5 年ごと)

