図表1　年度別分別収集実績量

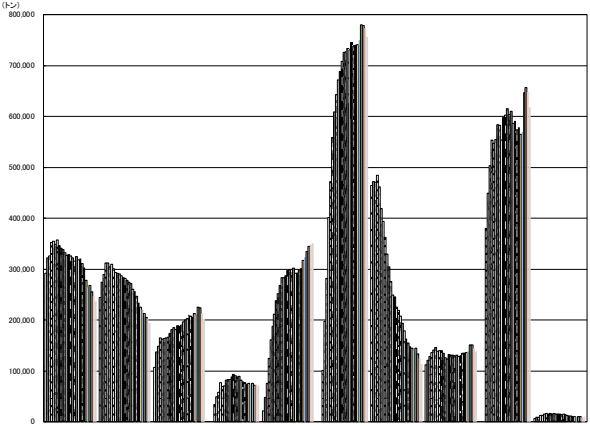

年度	無色のガラス製容器	茶色のガラス製容器	その他の色のガラス製容器	紙製容器包装	ペットボトル	プラスチック製容器包装	スチール製容器	アルミ製容器	段ボール製容器	飲料用紙製容器
H9	292,775	243,916	107,533	－	21,361	－	464,662	112,527	－	6,644
H10	322,284	274,374	136,953	－	47,620	－	471,638	121,214	－	8,839
H11	326,110	290,127	149,332	－	75,811	－	471,127	128,541	－	9,574
H12	352,386	312,539	164,551	34,537	124,873	100,810	484,752	135,910	380,290	12,565
H13	355,157	311,993	162,481	49,723	161,651	197,273	461,357	141,408	448,855	13,136
H14	348,698	304,172	163,903	57,977	188,194	282,561	419,667	145,789	502,903	15,696
H15	356,977	309,857	165,011	76,878	211,753	401,697	393,650	139,321	554,309	16,636
H16	346,671	301,262	166,076	69,197	238,469	471,488	362,207	139,477	547,149	15,807
H17	341,748	293,825	174,082	71,012	251,962	558,997	329,535	139,535	554,820	16,320
H18	339,019	292,323	181,385	81,815	268,266	609,215	304,578	134,458	584,312	15,921
H19	332,417	290,570	185,644	82,957	283,441	643,114	275,353	126,334	583,195	16,586
H20	327,230	286,627	181,060	83,804	283,866	672,065	249,294	124,003	553,615	15,070
H21	328,402	283,575	188,797	88,856	287,340	688,436	245,149	132,900	597,751	15,213
H22	326,614	282,663	188,117	93,107	296,815	708,950	226,038	131,121	603,244	15,612
H23	322,665	278,409	189,780	91,251	297,839	725,621	218,637	130,887	615,841	14,447
H24	315,630	274,022	196,237	88,698	299,241	727,238	207,845	130,353	604,528	15,079
H25	325,149	271,797	200,578	90,121	301,787	734,063	193,804	130,681	610,129	13,933
H26	319,018	260,111	202,745	82,202	292,455	731,022	179,068	128,273	586,654	13,231
H27	321,138	256,458	210,614	80,180	292,881	745,508	164,153	131,342	591,863	12,579
H28	310,900	246,811	208,451	77,307	298,466	738,888	155,400	134,643	573,348	11,920
H29	302,895	234,609	207,230	74,472	302,403	740,547	148,292	135,816	578,574	11,363
H30	278,555	224,993	213,496	75,974	317,645	740,721	145,101	136,247	565,338	10,699
R1	264,979	220,564	210,281	73,684	323,082	749,896	140,628	138,848	569,440	10,489
R2	268,014	213,522	225,063	76,080	335,404	779,464	145,147	151,398	646,435	10,414
R3	256,066	205,469	223,819	72,353	344,363	779,079	133,340	151,311	656,619	10,079
R4	246,636	202,914	212,349	72,878	348,211	773,624	124,566	144,867	648,137	9,709
R5	236,758	194,490	202,527	71,207	351,301	756,479	113,497	138,601	617,622	9,358

図表2　年度別分別基準適合物実績量／再商品化事業者他への引渡実績量

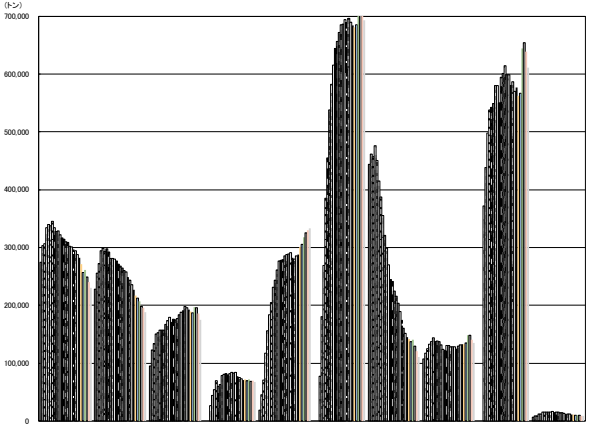

年度	無色のガラス製容器	茶色のガラス製容器	その他の色のガラス製容器	紙製容器包装	ペットボトル	プラスチック製容器包装	スチール製容器	アルミ製容器	紙ボール製容器	飲料用紙製容器
H9	275,119	228,170	95,190	－	19,330	－	443,506	107,455	－	6,419
H10	303,240	256,227	123,227	－	45,192	－	461,347	117,315	－	8,670
H11	307,237	272,559	134,084	－	70,783	－	456,892	124,690	－	9,416
H12	334,549	294,959	150,139	26,310	117,877	77,568	476,177	132,386	372,576	12,071
H13	339,443	298,785	152,965	44,675	155,837	180,306	450,229	137,753	438,598	12,435
H14	337,888	293,240	156,856	54,145	183,427	268,640	415,364	144,101	498,702	15,358
H15	345,208	297,510	157,217	69,508	204,993	384,865	387,875	137,055	538,043	15,742
H16	334,659	291,868	157,145	59,668	231,377	455,487	355,106	137,905	542,163	15,402
H17	327,796	281,524	167,209	63,031	244,026	538,123	321,245	137,015	549,464	15,956
H18	328,755	281,799	174,004	78,627	261,265	582,876	299,058	132,091	580,229	15,735
H19	322,444	279,896	179,426	81,383	277,015	616,079	270,312	124,398	579,892	16,327
H20	317,258	276,935	170,080	82,026	277,421	644,327	244,412	121,843	550,338	14,965
H21	314,725	270,879	176,107	79,692	279,201	656,690	241,938	131,158	594,569	15,131
H22	310,356	268,540	175,345	82,518	286,009	671,704	224,329	130,198	601,753	15,542
H23	308,851	264,833	177,615	84,204	288,292	685,556	215,719	128,581	614,937	14,413
H24	302,432	260,553	183,701	83,171	288,762	686,363	203,446	128,067	599,496	14,426
H25	301,619	258,447	188,356	84,575	291,700	694,289	189,527	128,732	598,892	13,183
H26	296,590	249,682	191,573	77,656	282,287	688,758	174,722	125,688	581,809	12,476
H27	294,821	243,578	197,748	75,798	280,301	696,883	160,390	129,231	586,969	12,325
H28	287,521	235,835	196,407	73,230	285,335	690,185	151,536	131,844	570,058	11,820
H29	282,898	226,923	192,731	70,502	287,544	684,376	144,879	133,110	576,462	11,278
H30	271,205	217,452	188,923	72,160	301,560	680,675	141,237	132,560	562,746	10,677
R1	257,085	212,821	187,507	69,742	306,151	685,881	137,085	135,489	567,032	10,425
R2	261,059	206,954	197,485	72,275	317,326	713,492	141,003	148,286	643,961	10,341
R3	249,320	198,693	196,526	68,944	325,798	714,576	130,013	148,104	654,351	9,965
R4	240,053	196,066	185,640	69,734	329,605	709,237	120,482	140,278	639,194	9,453
R5	230,729	188,253	174,870	68,136	333,149	692,824	110,310	134,845	610,788	9,193

図表3　年度別分別収集実施市町村実施率



年度	無色の ガラス製容器	茶色の ガラス製容器	その他の色の ガラス製容器	紙製 容器包装	ペットボトル	プラスチック製 容器包装	スチール製 容器	アルミ製 容器	紙ボール製 容器	飲料用紙製 容器
H9	49.5%	49.5%	47.2%	－	19.4%	－	74.1%	74.3%	－	30.5%
H10	57.2%	57.3%	54.8%	－	31.1%	－	79.0%	79.5%	－	34.1%
H11	61.2%	61.3%	58.9%	－	37.3%	－	80.7%	81.4%	－	36.2%
H12	81.1%	81.5%	79.5%	10.6%	72.5%	27.3%	94.9%	95.3%	53.5%	49.5%
H13	83.9%	84.3%	83.4%	12.4%	80.6%	34.5%	95.6%	95.9%	59.8%	54.1%
H14	86.4%	86.8%	84.7%	16.2%	84.9%	40.4%	96.5%	96.8%	65.1%	57.2%
H15	92.3%	92.6%	91.0%	23.7%	91.6%	53.4%	98.8%	98.5%	77.5%	64.4%
H16	92.2%	92.6%	91.3%	25.3%	91.6%	57.5%	98.1%	97.9%	78.3%	64.4%
H17	95.1%	95.4%	94.7%	29.9%	94.7%	62.9%	99.0%	99.1%	84.1%	72.9%
H18	95.0%	94.8%	94.5%	32.8%	95.9%	67.5%	98.1%	98.5%	86.9%	74.9%
H19	95.6%	95.9%	95.3%	38.4%	97.2%	71.8%	98.8%	99.1%	89.6%	77.4%
H20	95.7%	95.8%	95.3%	35.8%	98.1%	72.7%	98.9%	98.9%	90.0%	77.2%
H21	96.5%	96.3%	96.5%	36.4%	99.1%	73.5%	99.9%	99.9%	92.6%	77.3%
H22	94.9%	95.0%	94.7%	35.8%	97.8%	74.5%	98.4%	98.2%	90.5%	77.5%
H23	94.1%	94.3%	94.5%	35.2%	97.2%	74.2%	97.5%	97.5%	89.6%	75.4%
H24	93.9%	93.9%	94.4%	35.1%	97.4%	75.0%	97.1%	96.9%	89.4%	75.1%
H25	93.8%	93.9%	95.0%	37.0%	97.7%	75.3%	97.0%	96.4%	89.3%	74.9%
H26	94.2%	94.2%	95.5%	38.0%	98.6%	74.4%	97.2%	96.8%	89.8%	74.7%
H27	94.9%	94.9%	96.0%	39.3%	98.6%	76.3%	97.9%	97.5%	90.8%	77.2%
H28	94.5%	94.7%	96.3%	38.6%	98.9%	76.6%	98.3%	98.0%	91.4%	76.9%
H29	94.2%	94.4%	96.0%	35.4%	98.7%	75.8%	97.8%	97.0%	91.4%	73.6%
H30	94.3%	94.5%	96.2%	34.7%	98.7%	76.7%	98.0%	97.5%	91.4%	72.8%
R1	94.0%	94.2%	96.0%	35.2%	98.4%	76.7%	97.0%	97.1%	91.2%	71.9%
R2	93.7%	93.9%	95.7%	34.8%	98.5%	75.7%	96.6%	96.8%	91.8%	71.9%
R3	94.1%	94.4%	96.0%	33.7%	98.8%	75.6%	96.7%	96.9%	91.9%	72.6%
R4	94.5%	94.9%	96.6%	34.1%	98.9%	75.6%	97.0%	97.0%	92.1%	72.9%
R5	94.3%	94.8%	96.4%	34.2%	98.9%	75.8%	97.0%	97.0%	92.1%	72.8%