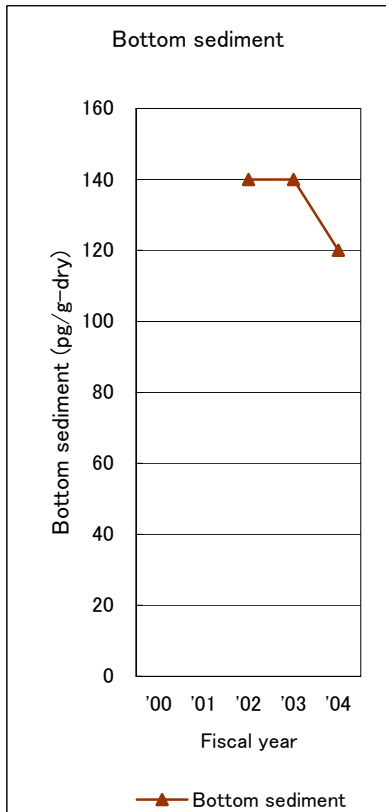


MQL [MDL] (pg/g-dry)
 FY2002 0.6 [0.2]
 FY2003 0.8 [0.3]
 FY2004 2 [0.5]

*Geometric mean was calculated, assuming nd as one half of the detection limit.

Figure 4-15-A Annual Change of *o,p'*-DDD in Surface Water (geometric mean)



MQL [MDL] (pg/g-dry)
 FY2002 6 [2]
 FY2003 2 [0.5]
 FY2004 2 [0.5]

*Geometric mean was calculated, assuming nd as one half of the detection limit.

Figure 4-15-B Annual Change of *o,p'*-DDD in Bottom Sediment (geometric mean)

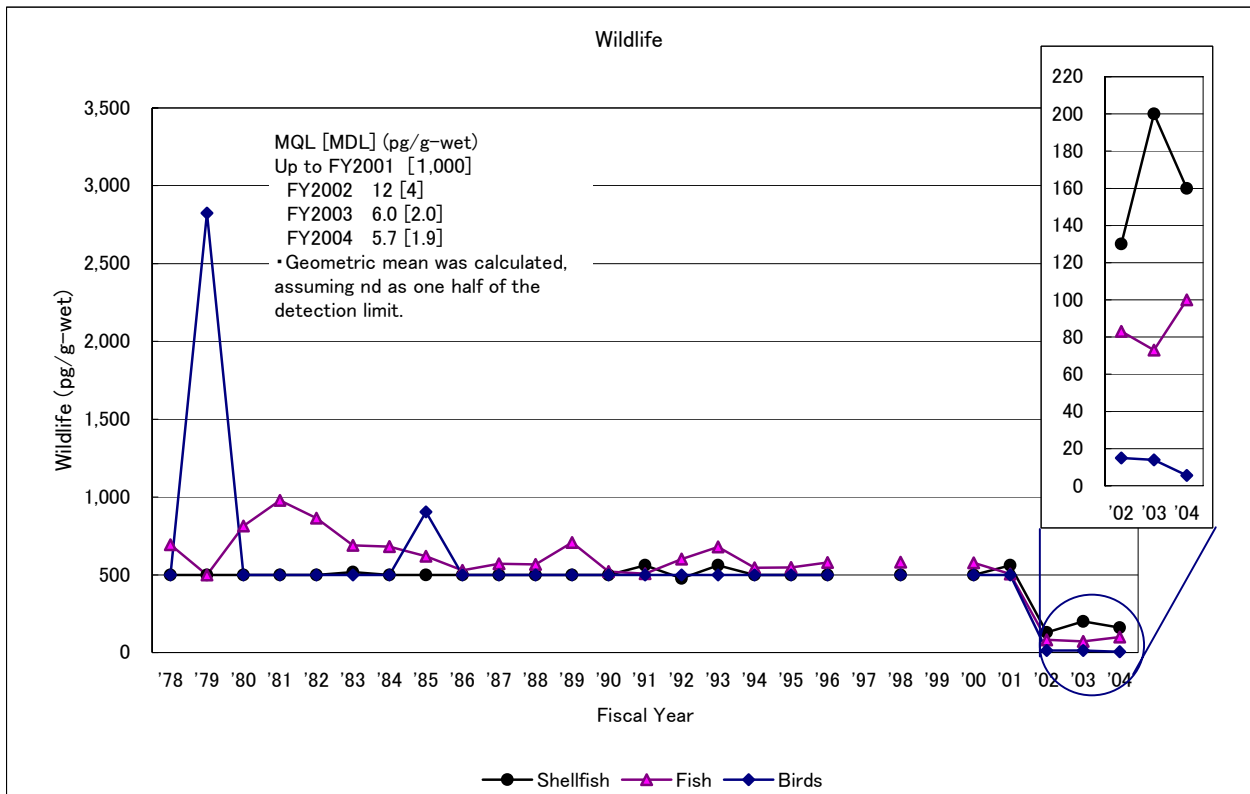


Figure 4-15-C Annual Change of *o,p'*-DDD in Wildlife (fish, shellfish, birds) (geometric mean)

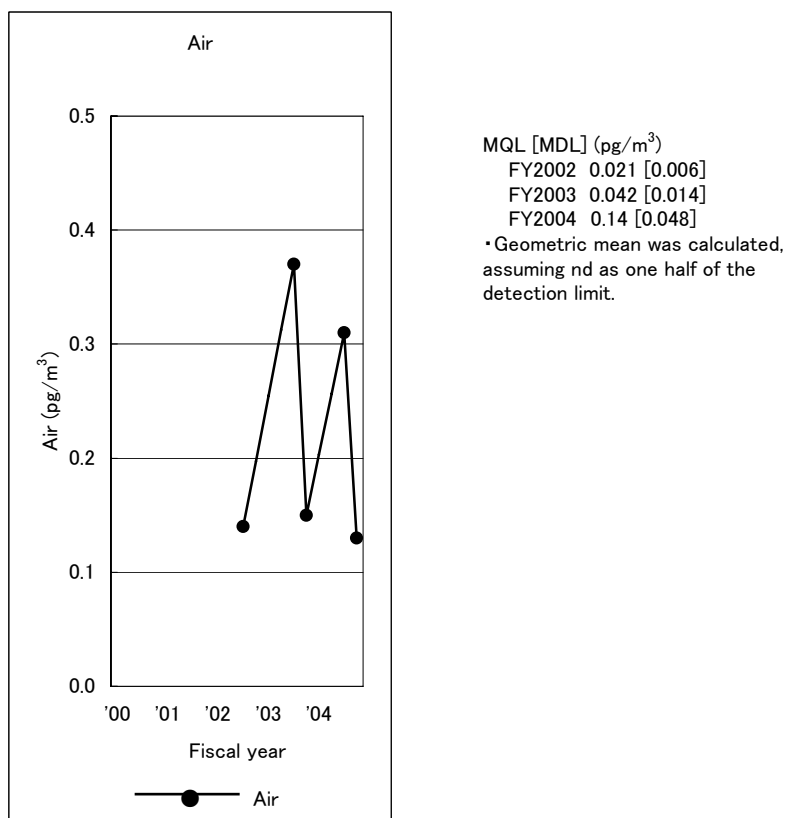


Figure 4-15-D Annual Change of *o,p'*-DDD in Air (geometric mean)