


# Becquerel and Sievert

## Becquerel (Bq)

Unit indicating the amount of radioactivity

One nucleus decays per second =  
1 becquerel (Bq)

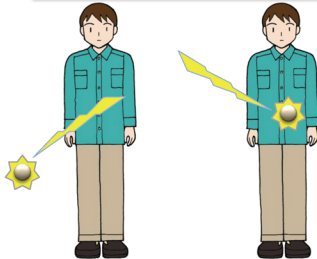
Radioactive  
materials



## Sievert (Sv)

Unit of radiation exposure dose that a  
person receives

Associated with radiation effects



1 mSv from outside  
the body

1 mSv from within  
the body

Nearly equal effects on  
the human body

Sievert is expressed by the symbol "Sv."

- 1 millisievert (mSv)  
= one thousandth of 1 Sv
- 1 microsievert ( $\mu$ Sv)  
= one thousandth of 1 mSv



**Rolf Sievert** (1896-1966)

Founder of the physics laboratory at Sweden's Radiumhemmet

Participated in the foundation of the International Commission on Radiological Protection

## Source of radiation

Radiation  
intensity\*<sup>1</sup>

Becquerel (Bq)

Radioactive  
materials\*1: Number of nuclei that  
decay per second

## Receiving side

Absorbed dose\*<sup>2</sup>

Gray (Gy)

Amount of energy absorbed by a substance of  
unit mass that received radiation

$$\text{Gy} = \frac{\text{Absorbed energy (J)}}{\text{Mass of the part receiving radiation (kg)}}$$

\*2: Energy absorbed per 1 kg of substances (Joule: J;  
1J  $\approx$  0.24 calories); SI unit is J/kg.

Differences in effects depending on types of radiation

Equivalent dose (Sv)

Differences in sensitivity among organs

Effective dose  
Sievert (Sv)Unit for expressing radiation doses in terms  
of effects on the human body

# Conversion from Gray to Sievert

Multiply

×

**Radiation  
weighting factor**  
 $w_R$

Multiply

×

**Tissue weighting  
factor  $w_T$**

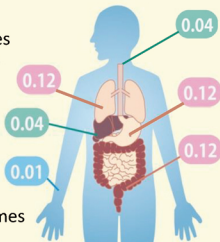
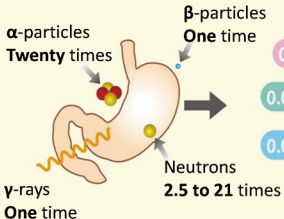
Add up

∑

**Absorbed dose**

Dose that each organ receives  
(equivalent dose)

Dose that the whole body  
receives



Differences in effects depending  
on types of radiation

Differences in sensitivity  
among organs

**Effective dose**

Sieverts (Sv)

Grays  
(Gy)



Equivalent dose (Sv) = Radiation weighting factor  $w_R$  × Absorbed dose (Gy)

Type of radiation	Tissue weighting factor $w_R$
$\gamma$ -rays, X-rays, $\beta$ -particles	1
Proton beams	2
$\alpha$ -particles, heavy ions	20
Neutron beams	2.5~21

Effective dose (Sv) =  $\Sigma$  (Tissue weighting factor  $w_T$  × Equivalent dose)

Tissue	Tissue weighting factor $w_T$
Red bone marrow, colon, lungs, stomach, breasts	0.12
Gonad	0.08
Bladder, esophagus, liver, thyroid	0.04
Bone surface, brain, salivary gland, skin	0.01
Total of the remaining tissues	0.12

# Calculation of Equivalent Dose and Effective Dose

$$\text{Effective dose (sievert (Sv))} = \Sigma (\text{Tissue weighting factor} \times \text{Equivalent dose})$$

When the whole body is evenly exposed to **1 mGy** of  $\gamma$ -ray irradiation

Effective dose =

- + **0.12** X **1** (mSv): bone marrow
- + **0.12** X **1** (mSv): colon
- + **0.12** X **1** (mSv): lungs
- + **0.12** X **1** (mSv): stomach
- :
- + **0.01** X **1** (mSv): skin
- = **1.00** X **1** (mSv)

= **1 millisievert (mSv)**



When only the head is exposed to **1 mGy** of  $\gamma$ -ray irradiation

Effective dose =

- + **0.04** X **1** (mSv): thyroid
- + **0.01** X **1** (mSv): brain
- + **0.01** X **1** (mSv): salivary gland
- + **0.12** X **1** (mSv) X **0.1**: bone marrow (**10%**)
- + **0.01** X **1** (mSv) X **0.15**: skin (**15%**)
- :

= **0.07 millisieverts (mSv)**



## Physical quantities: directly measurable

**Radiation intensity (Bq: becquerels)**

Number of nuclei that decay per second

**Radiation fluence ( $s^{-1}m^{-2}$ : fluence)**

Number of particles incident on a unit area

**Absorbed dose (Gy: grays)**

Energy absorbed per 1 kg of substances

**Irradiation dose (for X-rays and  $\gamma$ -rays) (C/kg)**

Energy imparted to 1 kg of air

## Doses indicating the effects of exposure on humans: not directly measurable

Defined based  
on physical  
quantity

## Protection quantities

**Equivalent dose (Sv: sievert)**

indicates effects on individual human organs and tissues

**Effective dose (Sv: sievert)**

indicates effects on the whole body by combining effects on individual organs and tissues



## Operational quantities

**Ambient dose equivalent (Sv: sievert)**

Directional dose equivalent (Sv: sievert)

Approximate value for protection quantity used in environmental monitoring

**Personal dose equivalent (Sv: sievert)**

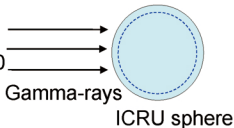
Approximate value for protection quantity used in personal monitoring

Dose equivalent = Absorbed dose at a reference point that meets certain requirements  $\times$  Quality factor

To substitute for "effective doses" that cannot be actually measured, "operational quantities" that can be measured as conservative values or as nearly the same values as effective doses, such as an ambient dose equivalent and personal dose equivalent, are defined under certain conditions.

## Ambient dose equivalent (1cm dose equivalent)

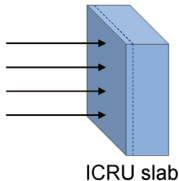
Dose equivalent is a dose that would be produced at a depth of 1 cm from the surface of an ICRU sphere, which is 30 cm in diameter and simulates human tissue, placed in a field where radiation is coming from one direction; Ambient dose equivalent is used in measurements of ambient doses using survey meters, etc.



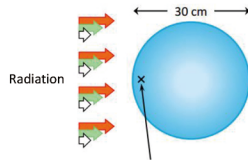
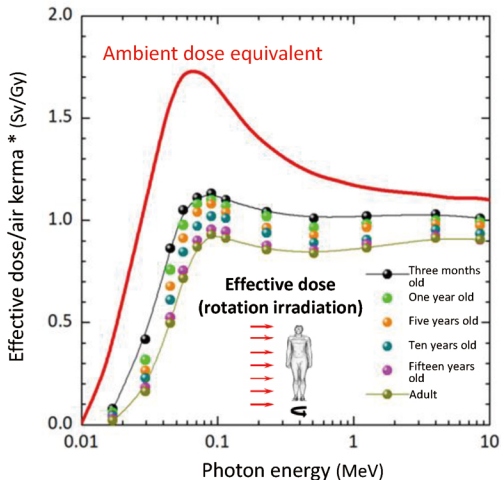
## Personal dose equivalent (1 cm dose equivalent)

Dose equivalent at a depth of 1 cm at a designated point on the human body; Since measurement is conducted using an instrument worn on the body, exposure from all directions is evaluated while a self-shielding effect is always at work.

**$\Rightarrow$  Personal dose equivalents are always smaller than survey meter readings!**



# Difference between Values of Effective Dose and Dose Equivalent



The ambient dose equivalent measured with a survey meter is defined as the dose equivalent at a depth of 1 cm from the surface of an ICRU sphere that is 30 cm in diameter. The ambient dose equivalent is also called 1 cm dose equivalent.

Source: Partially revised material 1 for the 9th meeting of the Atomic Energy Commission of Japan in 2012 (a report by Akira Endo of JAEA)

\* Air kerma is a unit of physical quantity.

# Doses in Units of Sieverts

