

# Investigation, Prediction and Evaluation of Wind Turbine Noise in Japan

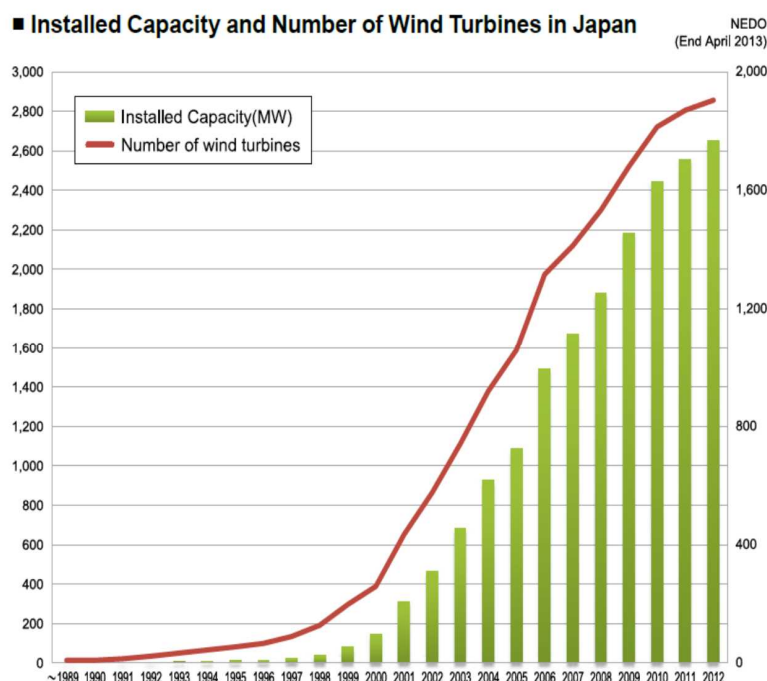


Final Report by  
Expert committee on Wind Turbine Noise  
Nov. 2016

Office of Odor, Noise and Vibration  
Ministry of the Environment  
Government of Japan

## Background 1

- Number of Wind Power Facilities (WPFs) has been increased in Japan.



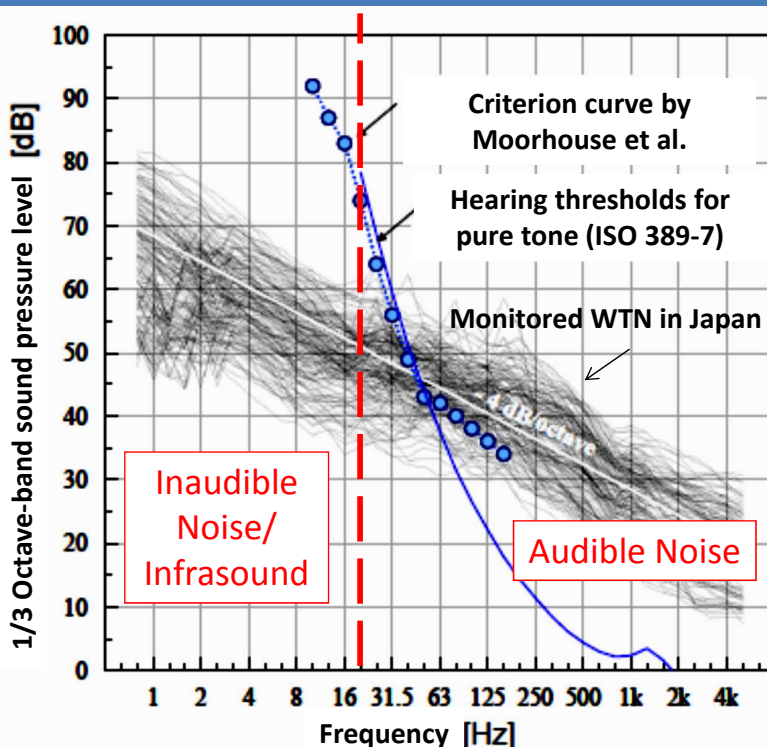
- About **four-fold** increase is expected by 2030

## Background 2

- With the increase in number of WPFs, Wind Turbine Noise (WTN) has caused complaints.
- While WTN is usually not significantly large, WTN attracts public attention as WPFs are often constructed in quiet rural areas
- Ministry of the Environment, Japan (MOEJ) funded WTN related researches from 2010-2012. MOEJ established an [expert committee](#) on WTN in 2013.

3

## Results of WTN survey in Japan 2010-2012 Scientific Findings 1: Infrasound of WTN



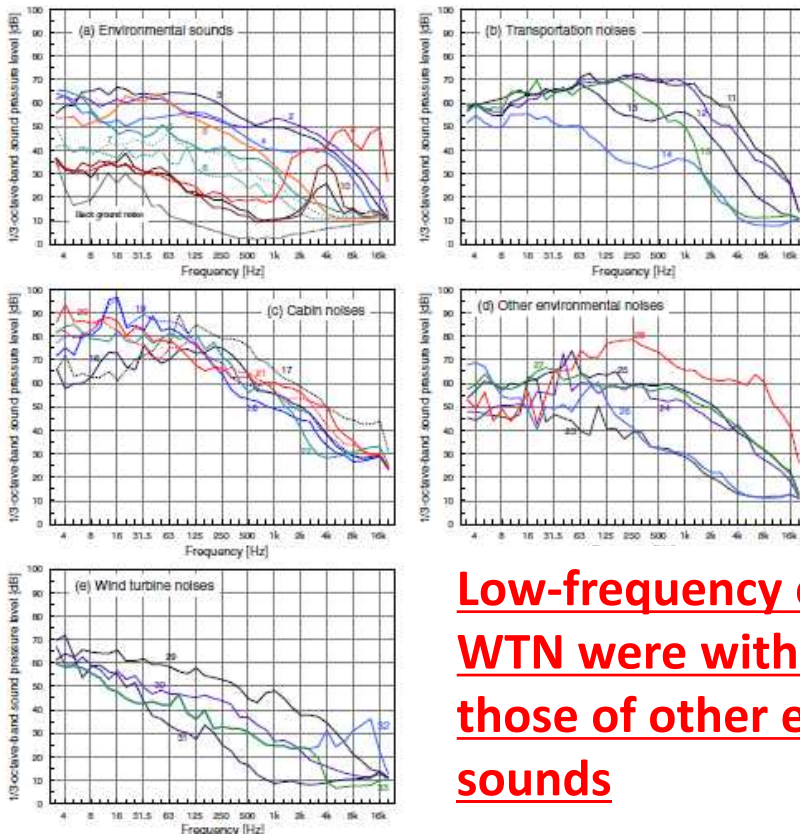
WTN below 20 Hz did not exceed the hearing thresholds of ISO 389-7 or Criterion curve

**WTN should be taken as audible noise (sound), not as inaudible one**

※ WTN measured at 164 points near 29 WPFs in Japan

4

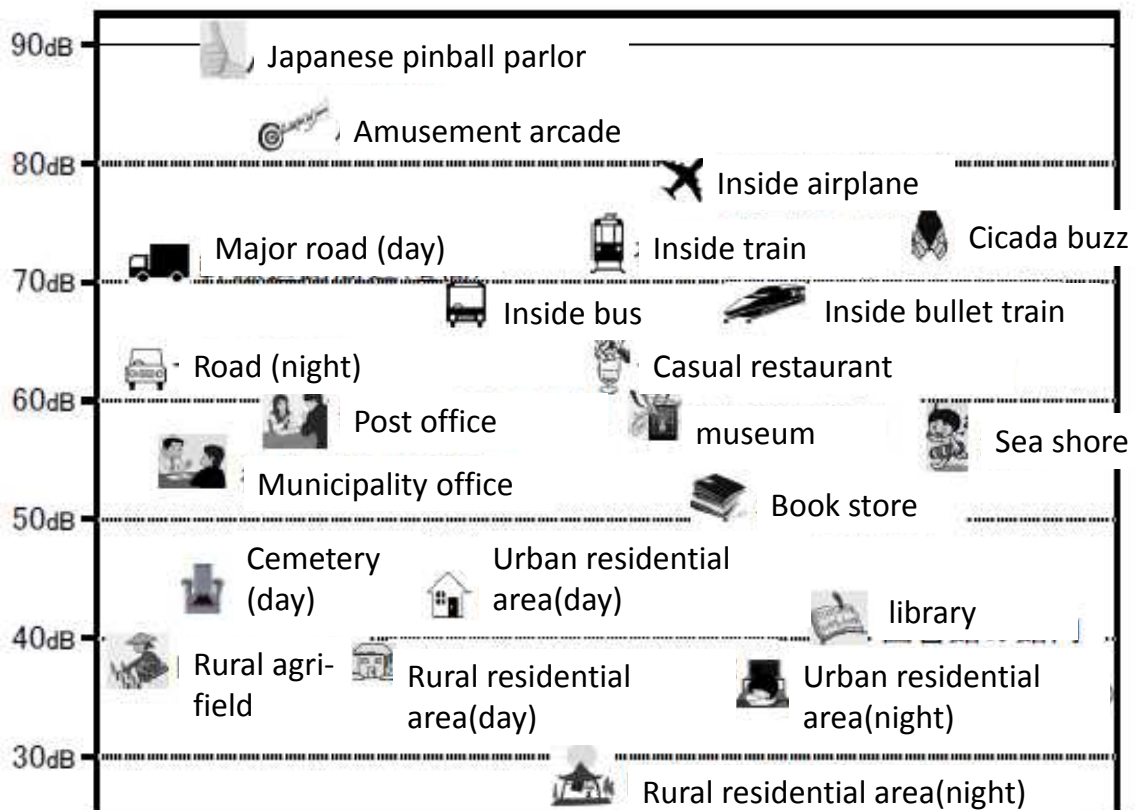
# Scientific Findings 2: Comparison of WTN and Other Environmental Noise



\* Monitored WTN and other environmental sounds in Japan

**Low-frequency components of WTN were within the range of those of other environmental sounds**

## Environment Noise in Japan



## Scientific Findings 3: Characteristics of WTN

---

WTN exposure levels ( $L_{Aeq}$ ) of nearby residents were distributed in the range of 26 - 50 dB. These levels are often observed in museums or book stores in Japan.

However,

- WTN includes amplitude modulation (AM) sound or swish sound generated by the blades of a wind turbine
- WTN sometimes also includes tonal sound generated by accelerator or cooling devices

⇒ WTN is often more noticeable and sometimes more annoying than other environmental sounds<sup>7</sup>

---

## Scientific Findings 4: WTN and human health

---

- After careful assessment of the evidence obtained from peer reviewed research results from around the world, it is concluded that WTN has likely no negative effects to human health.
- However, AM and tonal sounds of WTN tend to increase annoyance. Existing research results indicate that WTN over 35 – 40dB raises annoyance and that the risk of sleep disturbance may increase accordingly.
- No clear association is seen between infrasound or low-frequency noise of WTN and human health.
- WTN related annoyance is also affected by other issues such as visual aspects or economical benefits.

# Examples of Noise limits/guideline values for WTN

	Noise Limit	Areal Typology			
		Rural area	Residential area	Residential area near Industrial area	Other area
Denmark	$L_r$ (6 m/s) $L_r$ (8 m/s)	42 dB(6 m/s) 44 dB(8 m/s)	37 dB(6 m/s) 39 dB(8 m/s)	—	—
Sweden	$L_{Aeq}$ (8 m/s)	35 dB	40 dB		
Belgium/ Wallonia	$L_{Aeq}$	45 dB			
France	$L_{Aeq}$	daytime(07:00-22:00) : background noise+5 dB Night time(22:00-07:00) : background noise+3 dB			
Germany	$L_r$	day:60 dB night:45 dB	day:50-55 dB night:35-40 dB	day:60 dB night:45 dB	day:45-70 dB night:35-70 dB
The Netherlands	$L_{den}$ $L_{night}$	$L_{den}$ : 47 dB $L_{night}$ : 41 dB			
United Kingdom	$L_{A90,10min}$	day:background noise+5 dB(lower limits 35 - 40 dB) night:background noise+5 dB(lower limits 43 dB)			
New Zealand	$L_{A90,10min}$	35 dB or background noise+5dB (whichever is the greater)	40 dB or background noise+5 dB (whichever is the greater)		
Australia/ Victoria	$L_{A90,10min}$	35 dB or background noise+5dB (whichever is the greater)	40 dB or background noise+5 dB (whichever is the greater)		
Canada/ Manitoba	$L_{Aeq}$	40 dB(4 m/s)-53 dB(11 m/s)			
USA/ Maine	$L_{Aeq}$	Low noise environment: day:55 dB, night:45 dB At any property line: 75 dB			

## Investigation, Prediction and Evaluation 1

3 major issues:

- Sound source characteristics (e.g. pure tonal sound)
- Propagation characteristics (e.g. ground surface)
- Sound receiving points' characteristics (e.g. Configuration)

- the A weighted sound pressure levels should be used.
- When measuring noise, transitory noise (e.g. noise by passing cars) and non-stationary sound (e.g. animals' cries, ambulance siren) should be excluded.

✘  $L_{A90}+2dB$  can be used as an alternative estimation

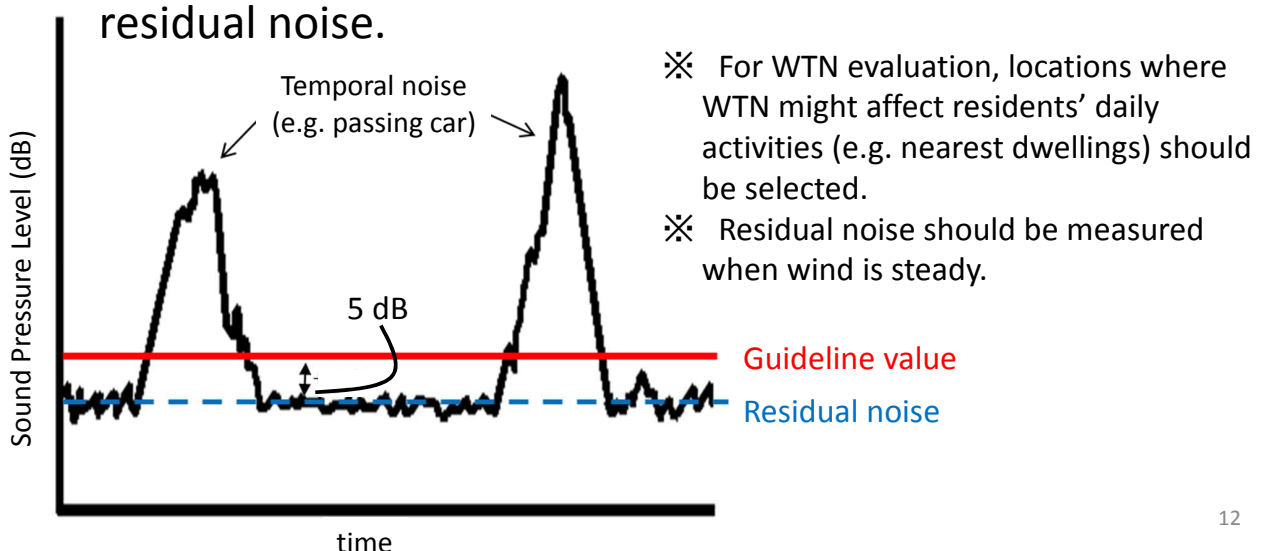
## Investigation, Prediction and Evaluation 2

- When conducting a survey, areas that are susceptible to an environmental impact by WTN should be targeted (e.g. residential areas in the vicinity of a WPF)
  - ✘ generally within a radius of about 1 km from a wind turbine
- In order to grasp conditions throughout the year, the survey should be conducted in each period of the year for typical meteorological conditions under which a WPF operates (basically each season).
- Proper wind screen is essential.
- Residual noise (background noise) should be measured at both daytime (6:00 - 22:00) and night time (22:00 - 6:00).

11

## Proposed WTN Evaluation Method: 1

- Applied when WPF will be newly built or WPF will be retrofitted to add a power generation facility.
- To conserve indoor environment, evaluation is made based on outside noise data (both day and night).
- WTN should be limited to within 5dB increase from residual noise.



12

## Proposed WTN Evaluation Method: 2

**Proposed guideline value: Residual noise + 5dB**

※In low noise environments, lower limit for WTN should be set since there is no acoustic benefit. WTN should be limited to 35dB in the areas where background noise is lower than 30 dB and where some noise sensitive locations exist. For the other areas, 40 dB should be set as lower limit of WTN.

