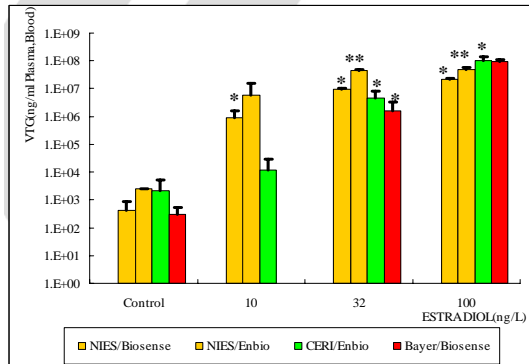
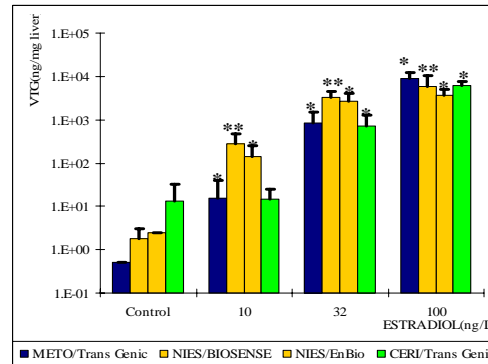


In vivo Fish Screens for ED (3)

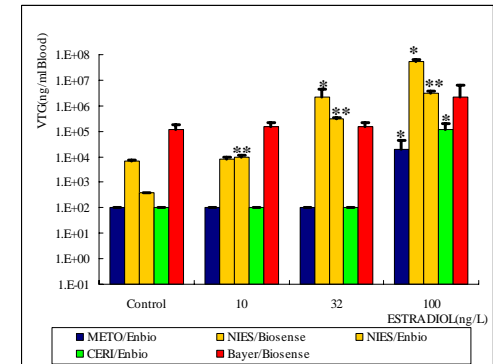
VTG in Males after 17β estradiol exposure (14-d) - Phase 1A



Fathead minnow

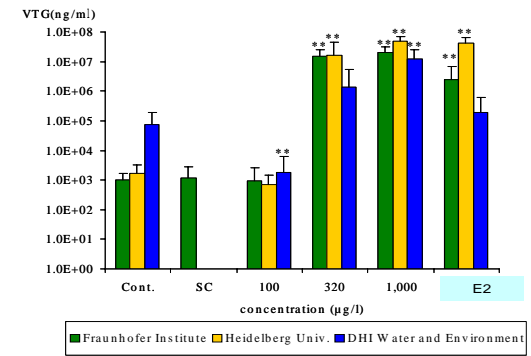
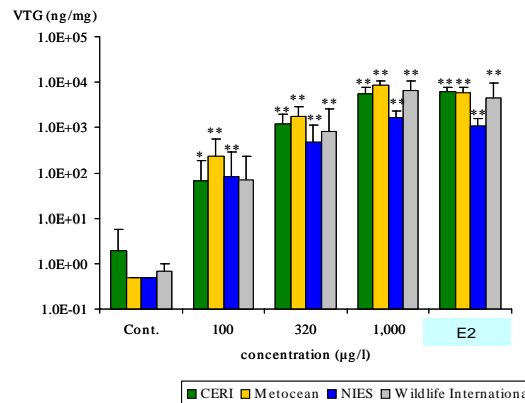
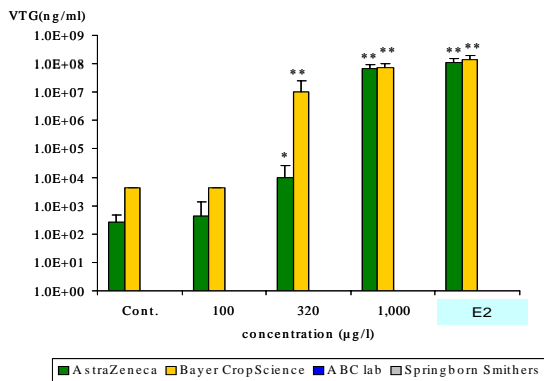


Medaka



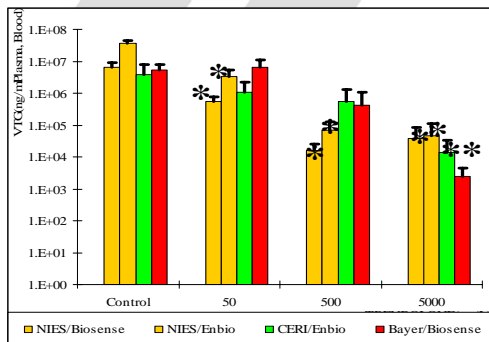
Zebrafish

VTG in Males after 4 tPP exposure (21-d) - Phase 1B

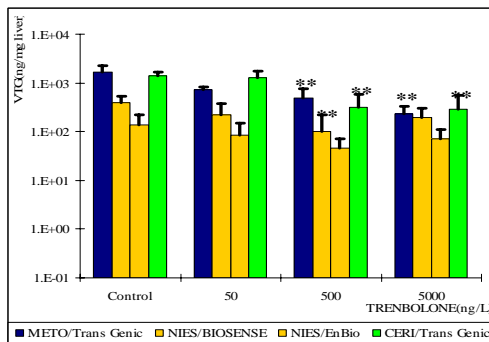


In vivo Fish Screens for ED (4)

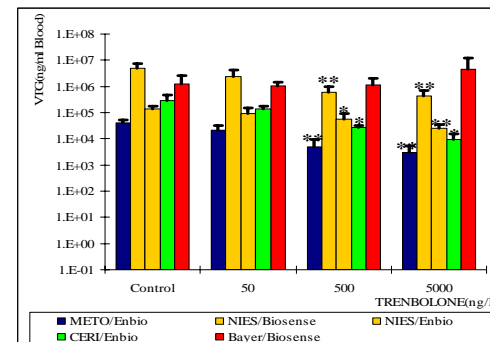
VTG in Females after **trenbolone** exposure (14-d) - Phase 1A



Fathead minnow

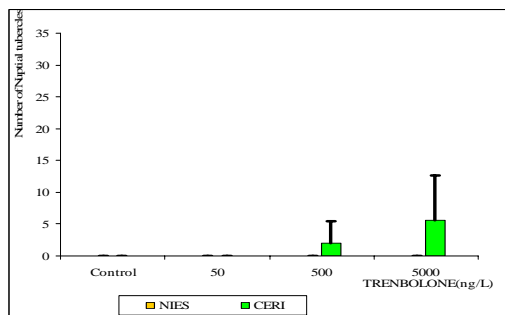


Medaka

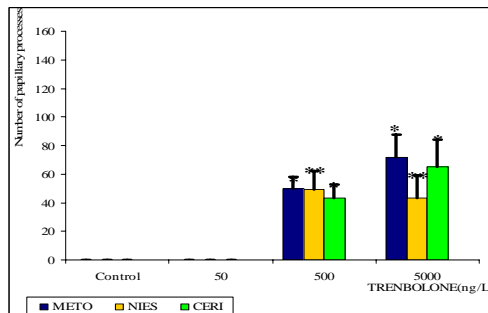


Zebrafish

Secondary sex characteristics in Females after **trenbolone** exposure (14-d) - Phase 1A



Number of papillary processes in ♀ medaka (♂ sex character)



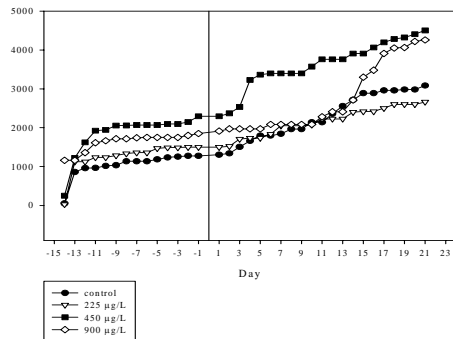
Number of nuptial tubercles in ♀ fathead minnow (♂ sex character)

No secondary sex characteristics responsive to endocrine active substances in zebrafish

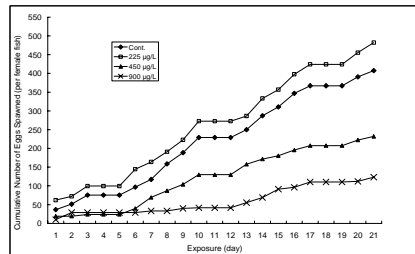
In vivo Fish Screens for ED (5)

- Negative substances tested (→ false positives rate):
 - Potassium permanganate (225, 450, 900µg/l)
 - No response on VTG
 - ↓ SSC at 900 µg/l in FHM
 - ↓ fecundity in ZF, MDK (//lethality in medaka)

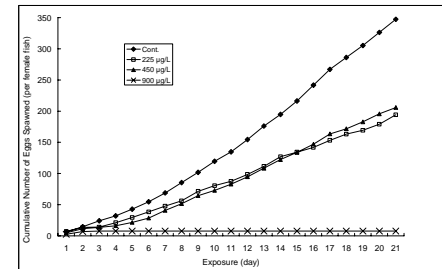
Potassium Permanganate 21-Day FHM Exposure



FHM



ZF

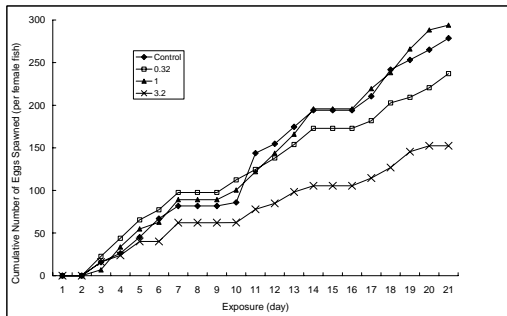


MDK

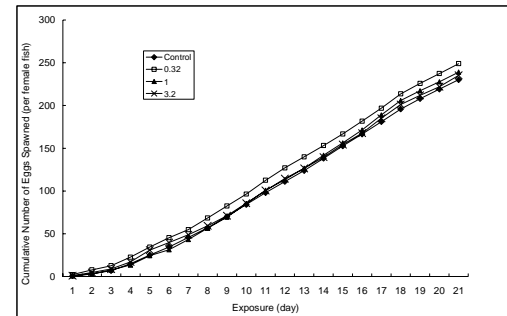
Fecundity in potassium permanganate studies

In vivo Fish Screens for ED (6)

- Negative substances tested (→ false positives rate):
 - n-octanol (0.32, 1.0, 3.2 mg/l)
 - No response on VTG (slight ↑ in ZF, but not significant)
 - No response on SSC (FHM results still missing)
 - ↓ fecundity in ZF



ZF



MDK

Fecundity in n-octanol studies

21-day Fish screening assay: next steps

- VMG-eco to agree on the completion of the validation (Dec. 2005)
 - Strong ref. substances, weak substances, negative substances tested
 - Relevance, reproducibility between labs and over time evaluated
 - Coded substances=probably not appropriate
- Review statistics and power of the assay to minimise animal use and ensure cost-efficiency
- Organise a peer-review of the validation data
- Identify member country to take the lead in the development of the TG

Other fish tests in pre-validation (1)

- Fish sexual development test (Lead: Nordic countries)
 - enhanced OECD TG210
 - duration extended to 60-d
 - additional endpoints : VTG, sex ratio

| Substance | FSDT (pre-validation data-DK) | | FSCA (Ph.1A-Ph1B) | |
|-----------------------|-------------------------------|---------------|-------------------|----------------|
| | VTG | Sex ratio | VTG | SSC |
| 17 β -estradiol | 54ng/l | 54ng/l | 32 ng/l | 100ng/l (fhm) |
| Trenbolone | 117ng/l | 9.7ng/l | 500ng/l | 500ng/l |
| 4tPP | 274 μ g/l | 68 μ g/l | 320 μ g/l | 1000 μ g/l |
| Flutamide | - | - | - | - |
| Prochloraz | - | 274 μ g/l | 300 μ g/l | - |

 Increased sensitivity

Other fish tests in pre-validation (2)

- Fish FLC/2-generation tests
 - US/JPN: comparison of FLC/2-gen using common substances on medaka

2-Gen: Adult 21-d repro → F1(3-4 months) → F2 (28dph)

fecundity, VTG, histo,
sex steroids

hatching, survival,
growth, sex ratio,
fecundity, histo
VTG, sex steroids,

hatchability
growth

FLC: F0 eggs (100dph) → F1 (60dph)

sexual differentiation (ssc, histo),
growth, fecundity, VTG

hatching success, survival
sexual differentiation (ssc, histo)

Amphibian Metamorphosis Assay (1)

- Phase 2 of the validation underway
- Single protocol, 21-day exposure
- Endpoints: dev. stage, T histo, body length, hind-limb length
- Multi-laboratory: 6 participants
- Test substances: T4, I OP, perchlorate
- +feeding study, +*ad hoc* chemical studies, +*X. tropicalis* comparison

Amphibian Metamorphosis Assay (2)

- Phase 2 results available mid-2006
- Detailed Review Paper on thyroid assays in preparation (tox, ecotox, in vitro)

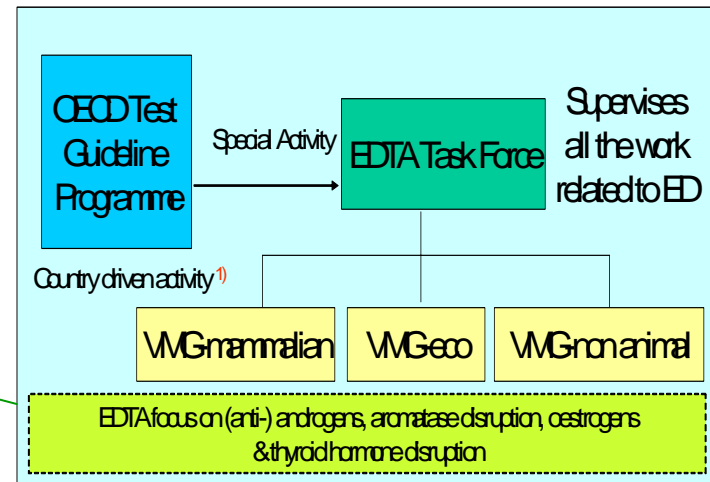


Invertebrate tests on development and reproduction

EDTA-7: focus on invertebrate testing

- Purpose: investigate adverse consequence of potential (**Vertebrate**) endocrine active substances;
- Life-cycle tests incl. development and reproductive endpoints;
- Level 5 of the EDTA Conceptual Framework: *in vivo* assays on adverse effects about endocrine and other mechanisms for risk assessment

Endocrine Disruptor Testing & Assessment (EDTA): A Special OECD Task Force



¹⁾ OECD member countries make proposals to develop new or update existing TG, proposals are prioritized by countries and a lead is designated for the work

Invertebrate tests on development and reproduction

- Copepod development and reproduction test. Status:
 - ring-test in 2006
 - Test substance: 3,5-DCP
- Mysid 2-generation test. Status:
 - pre-validation ✓ fipronil, ✓ fenoxycarb, ✓ 3,5-DCP, 4tPP, ketoconazole, prochloraz, flutamide (2006)



- Enhanced Daphnia reproduction test. Status:

- pre-validation (2005)
- Strain differences



- ring test with 3,5-DCP and pyriproxyfen

1mm

UPCOMING OECD EVENTS

- VMG-Eco: 12-13 December 2005, Paris
- VMG-non animal: 14-15 December 2005, Paris
- EDTA Task Force: March-April 2006, Stockholm

Thank you for your attention!